

Writing Seminar For

# JSPS DC1/DC2 Fellowship

Most Popular Funding for PhD students in Japan!



**Makoto Shida**

University Research Administrator (URA)  
Research Acceleration Unit, WPI-ASHBi

# What is a DC1/DC2 Fellowship?

**JSPS's DC1/DC2 Fellowship is**  
one of the most popular funding source  
for both Japanese/Foreign PhD students in Japan.



JAPAN SOCIETY FOR THE PROMOTION OF SCIENCE

日本学術振興会

Research Fellowships for Young Scientists



# [Problem 1] Information maybe difficult to understand at a glance

Concise English information are available, but basically all in text (can be difficult to understand for first timers...)

## Overview

<https://www.jsps.go.jp/english/e-pd/>

The screenshot shows the 'Overview' page for 'Research Fellowships for Young Scientists'. It includes a navigation menu on the left with links for 'Top', 'Q&A (PD DC2 DC1)', 'Q&A (RPD)', and 'Archive(National Diet Library)'. The main content area is titled 'Research Fellowships for Young Scientists' and contains sections for 'Purpose', 'Features', and 'Framework'. The 'Features' section lists four key points: (1) Core program for fostering young researchers, (2) Values the independence of young researchers, (3) Supporting Research-Encouragement Funding and Disbursing Grants-in-Aid for Scientific Research, and (4) Leave for childbirth and childcare. The 'Framework' section lists target fields and fellowship categories.

## Guidelines & Application documents

[https://www.jsps.go.jp/j-pd/pd\\_sin.html#dc\\_yoshiki](https://www.jsps.go.jp/j-pd/pd_sin.html#dc_yoshiki)

The screenshot shows the 'Guidelines & Application documents' page. It features a table with columns for 'Item Name', 'Prepared by', 'Preparation method', 'Download', and 'Sample'. The table lists various documents such as 'Application information', 'Application content file', 'Evaluation report', and 'Envisaged Budget for Grant-in-Aid for JSPS Fellows'. A blue box highlights the 'Application Guidelines' link in the top navigation, with an arrow pointing to a separate document icon.

項目名 Document name	作成者 To be prepared by	作成方法 Preparation method	ダウンロード Download	見本 (※2) Sample (*2)
<b>申請者全員</b> For all applicants				
見本 Sample 申請書情報 Application information	申請者 Applicant	システム入力 Enter directly in the JSPS Electronic Application System		見本 Sample [JP] [EN]
見本 Sample 申請内容ファイル (※1) Application content file (*1)	申請者 Applicant	システムに入力し システムにアップロード Upload the completed file to the System		見本 Sample [JP] [EN]
見本 Sample 評価書 Evaluation report	現在の研究指導者 Current Academic Supervisor	システム入力 Enter directly in the JSPS Electronic Application System		見本 Sample [JP] [EN]
見本 Sample 特別研究員奨励費応募書 Envisaged Budget for Grant-in-Aid for JSPS Fellows	申請者 Applicant	システム入力 Enter directly in the JSPS Electronic Application System		見本 Sample [JP] [EN]
<b>希望者のみ</b> If applicable				
見本 Sample 「③学歴、④博士の状況、⑤研究・職歴等別紙」 (※1) Additional page for (viii) Academic degrees, (ix) Status of doctoral course studies, and (x) Research, job experience, etc. (*1)	申請者 Applicant	システムに入力し システムにアップロード Upload the completed file to the System		見本 Sample [JP] [EN]



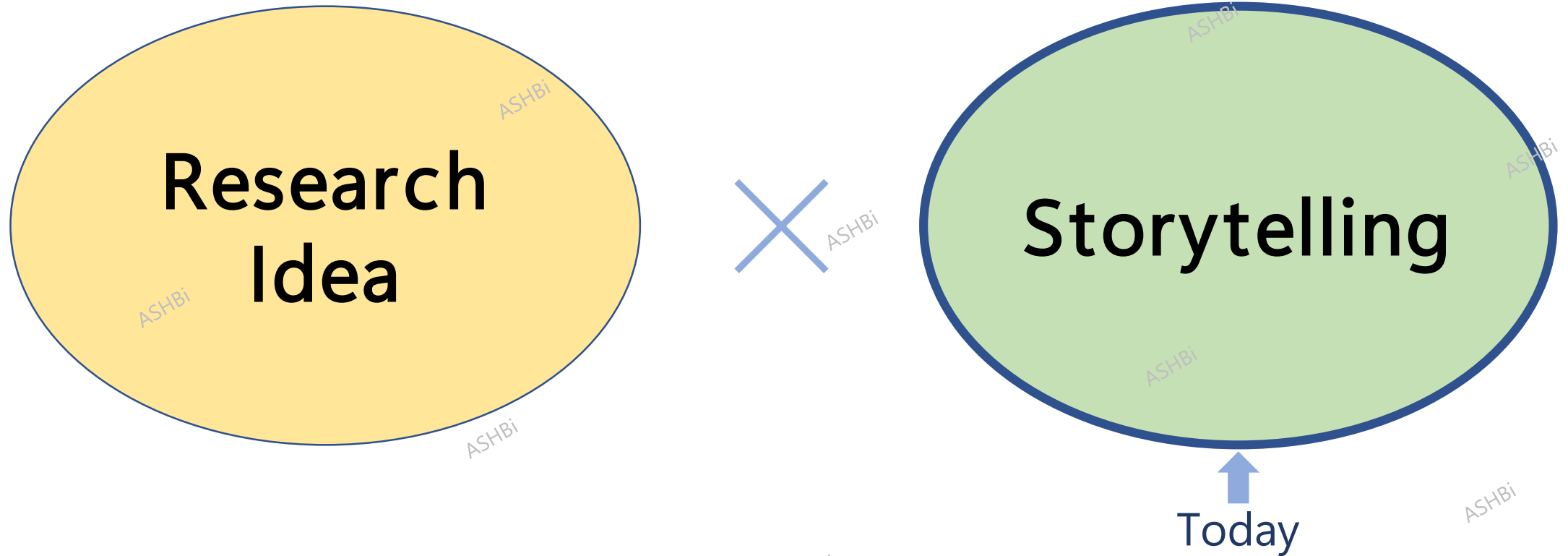
50 page  
Guideline

Practical guide  
would be beneficial  
for Foreign applicants

# [Problem 2] Good idea is not enough for an effective proposal

Grant application is about  
**Convincing your research proposal!**

2 Important factors of proposal





# Today's Agenda: Practical Guide of DC1/DC2 Fellowships

1. Basic info and application process

2. Application Format

**Solution to  
Problem 1**

3. Evaluation System of DC1/DC2


4. Preparing an Effective Proposal

**Solution to  
Problem 2**



- 1. Basic info and application process**
2. Application Format
3. Evaluation System of DC1/DC2
4. Preparing an Effective Proposal

# Available funding for Japanese/Foreign PhD students

Fellowships	Students in <b>ALL</b> Universities	<b>DC1</b> (JSPS) <i>for prospective PhD students</i>	
		<b>DC2</b> (JSPS) <i>for enrolled PhD students</i>	
	Students in <b>Certain</b> universities	<b>SPRING</b> (59 universities) <i>for prospective and enrolled PhD students</i>	Contact univ. admin
		<b>MEXT Fellowship</b> (47 universities) <i>for prospective and enrolled PhD students</i>	Contact univ. admin
Scholarships	Students in <b>ALL</b> Universities	<b>Governmental (MEXT, JASSO)</b> <b>Regional/Foundational</b>	<p>check "Study in Japan"</p> 

<https://www.studyinJapan.go.jp/en/>

# DC1/DC2 funding covers most of your doctoral course

Category	Eligibility for 3yr*PhD courses <i>*see appendix for eligibility of 4yr &amp; 5yr PhD courses</i>	Period	Funding Amount	
			Stipend	Research
<b>DC1</b>	<b>M2</b> <i>(prospectives)</i>	<b>3</b> years (D1-D3)	<b>200K</b> JPY/month	<b>~1.5M</b> JPY/year
<b>DC2</b>	<b>D1, D2</b> <i>(already enrolled)</i>	<b>2</b> years		

for fellowship from Apr 2024

**JSPS Deadline: Jun 7 2023**

Start Preparing Now!

Contact univ. admin for the **"Internal Deadline"** at your university!

Application Guideline

[https://www.jsps.go.jp/file/storage/j-pd/data/recruiting/dc\\_yoko\\_en.pdf](https://www.jsps.go.jp/file/storage/j-pd/data/recruiting/dc_yoko_en.pdf)



– Can MEXT (and other) scholarship recipients apply?

**A: Yes, but must forfeit scholarship when selected**

– Can we get tuition exemptions?

**A: Depends. Ask your univ. admin. for incentive program options.**

– Can D3 (in 3 year PhD courses) students apply?

**A: No.**

– Are there fellowships for postdocs (incl. prospective)?

**A: Yes, see appendix for details.**

# Success rates are approx. 20% for both DC1 & DC2

Category	FY2021 Applicants	FY2021 Adoptions Total	
<b>DC1</b> <i>(prospective)</i>	<b>3,582</b>	<b>731</b> <b>20.4%</b>	<i>Foreigners*</i> <i>*Estimation according to the names of recipients</i>  <i>Approx. 60</i>
<b>DC2</b> <i>(enrolled)</i>	<b>5,728</b>	<b>1,132</b> <b>19.8%</b>	<i>Approx. 120</i>

Substantial number of foreign students have been adopted

# You need to apply via E-registration system

- To start, contact univ. admin for
- ID/password
  - internal deadline

## Application format

種別	申請フローメッシュ
1 特	
2 特 特	
3 特別研究員RPD	
4 海外特別研究員 海外特別研究員RRA (科学研究費補助金取扱規程(文部省告示)第2条に規定されている研究機関(※)に所属している場合)	
5 海外特別研究員 海外特別研究員RRA (個人で申請する場合)	

## E-Registration (電子申請) system



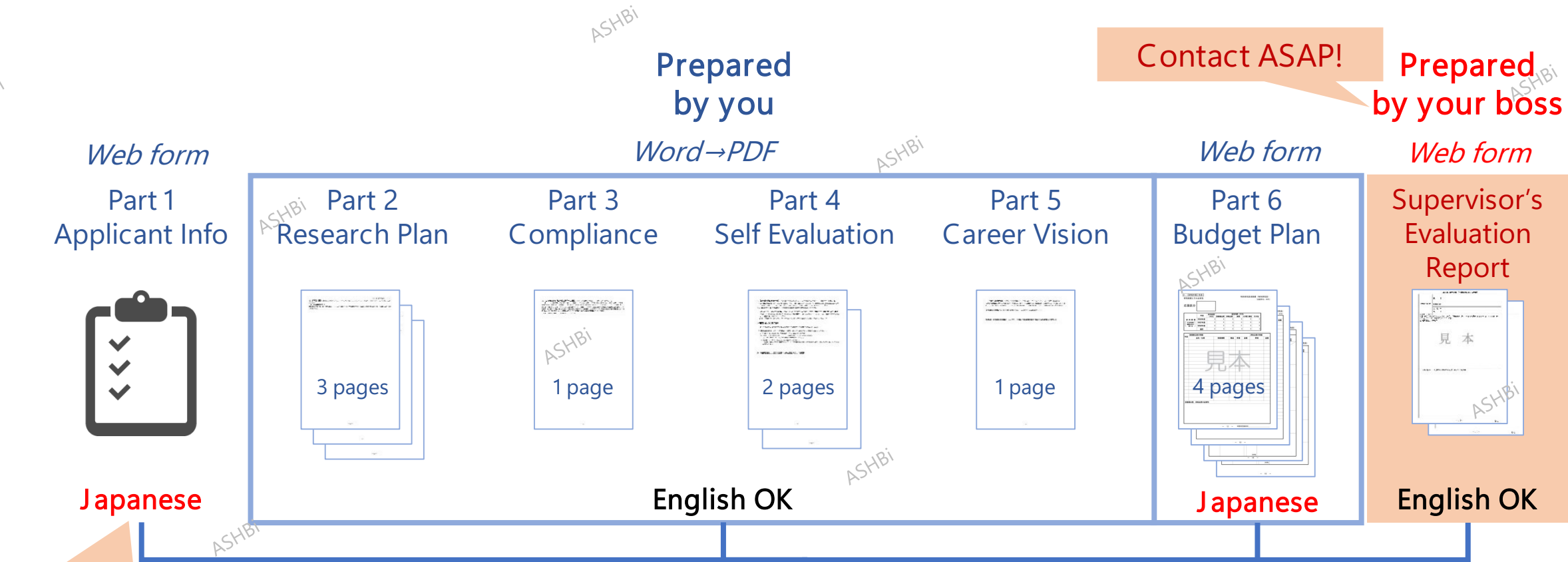
Admin checks and then submits to JSPS

<https://www-shinsei.jps.go.jp/index2.html>  
(in Japanese)

Application Procedure Manual

[https://www.jps.go.jp/file/storage/j-pd/data/recruiting/sakusei\\_dc\\_en.pdf](https://www.jps.go.jp/file/storage/j-pd/data/recruiting/sakusei_dc_en.pdf)

# Application Format: You need support from others to prepare



**Seek for assistance!**



# Summary: Basic Information of DC1/DC2

Fellowship Overview	<ul style="list-style-type: none"><li>• Eligible to both Japanese &amp; <b>Foreigners</b></li><li>• Support starts <b>from Apr 2024</b></li><li>• Success rate is <b>approx. 20%</b></li><li>• JSPS Deadline is <b>Jun 7</b> (for 2023) <b>check univ's internal deadline!!</b></li></ul>
Application Process	<ul style="list-style-type: none"><li>• Submit via <b>E-Application</b> (電子申請) system</li><li>• Seek support from <b>univ. admin &amp; boss</b></li><li>• <b>Univ. admin finalizes</b> your application</li></ul>
Application Format	<ul style="list-style-type: none"><li>• <b>Basic Info</b> (in Japanese) [Part 1]</li><li>• <b>Your proposal</b> [Part 2-6]</li><li>• <b>Supervisor's Evaluation Form</b></li></ul>



# Today's Agenda: Practical Guide of DC1/DC2 Fellowships

1. Basic info and application process

**2. Application Format**

3. Evaluation System of DC1/DC2

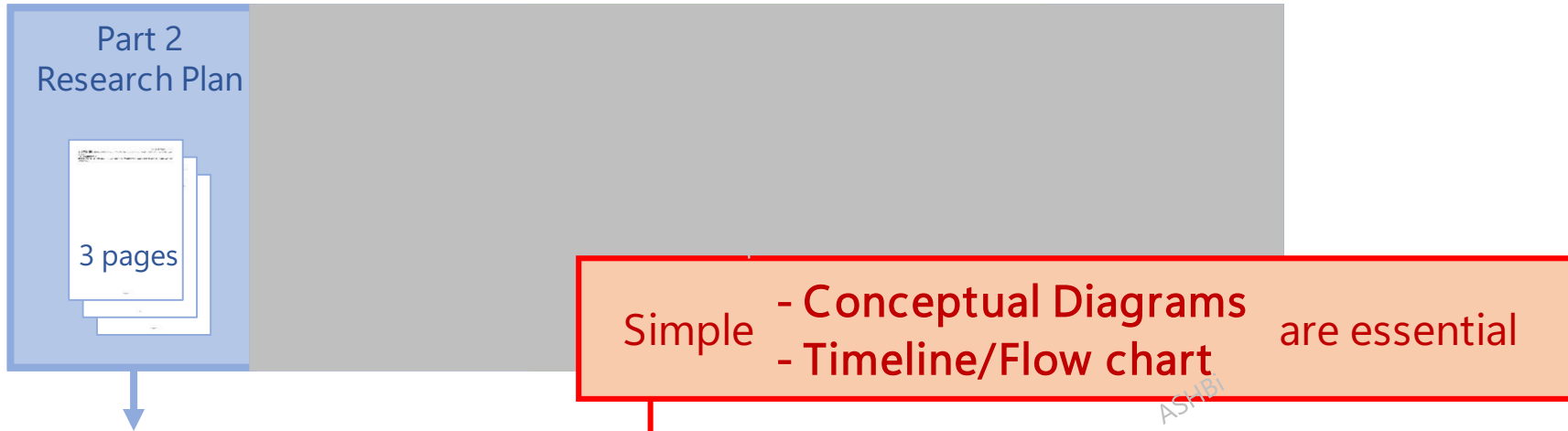
4. Preparing an Effective Proposal

# Application Format: proposal contents are Part 1-6



Application Documents & Manuals  
[https://www.jsps.go.jp/j-pd/pd\\_sin.html#dc\\_yoshiki](https://www.jsps.go.jp/j-pd/pd_sin.html#dc_yoshiki)

# Part 2: Research plan (Positioning, Purpose & Content)



## 2. Research Plan (*Effectively use diagrams to ease understanding*)

### 1. Positioning of the Research (1 page)

- What is the background/issue in your research area?
- What led to your idea/conception?

### 2. Research purpose and content (2 pages)

- What is the objective & methods
- *Plan for 0.8M JPY/year (+ additional plan up to 0.7M JPY/year)*
- What is the goal? To what extent will you elucidate?
- What is your originality? What are the future prospects/impact?
- Is it an independent research? (or part of lab's research?)
- Any international research activities planned?




# Part 6: Budget plan (aligned with your research plan)



## Budget Plan of the Research (*in thousands JPY*)

- ✓ Annual breakdown list of purchase items/services and its necessity
  - *Equipment, consumables*
  - *Travel (Domestic/International), Honorariums, etc.*
- ✓ List of other research funding (acquired, applied)

# Part 4 & 5: Your present analysis and your future vision



## 4. Self Evaluation of Research Conductivity

- ✓ What is your strength? What supporting evidences do you have to support your capability?
- ✓ What are your weaknesses as of now?


Preliminary Data, Publications, Conference Presentations, Gradings, Awards, etc.

## Image of the researcher you aim to be

- ✓ What is your image of an ideal researcher? What skills/mindset do they have?
- ✓ What do you need to develop to become such researcher?
- ✓ What advances do you plan to make during the fellowship?

What can you contribute to Japan from foreigner's perspective can be a unique appealing point

# Part 3: Awareness to the compliance



## 3. Protection of human rights, compliance w/ laws & regulations

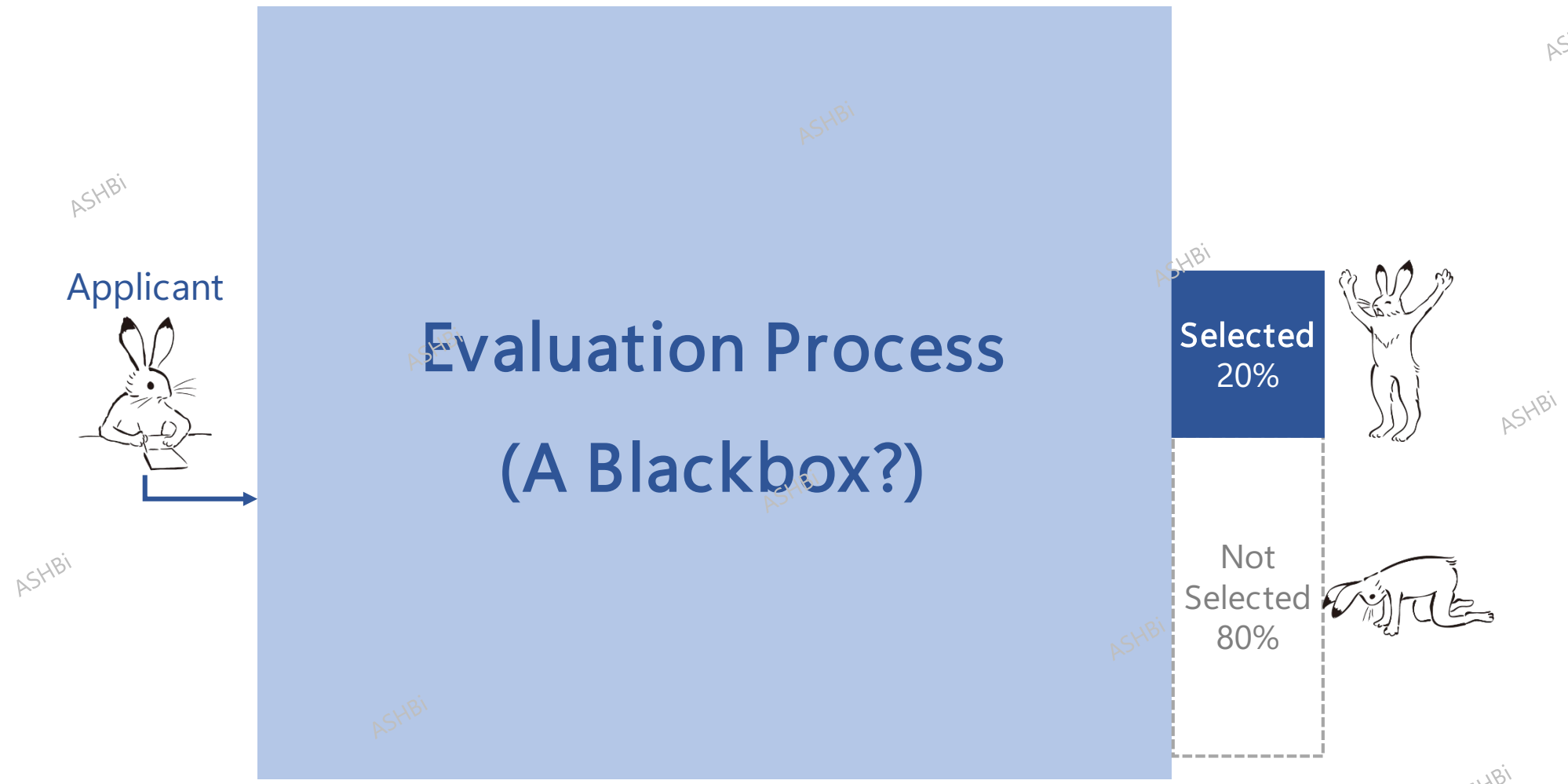
- ✓ Which laws, regulations etc. do you need to follow?
- ✓ What do you need to do to obtain approval?



# Today's Agenda: Practical Guide of DC1/DC2 Fellowships

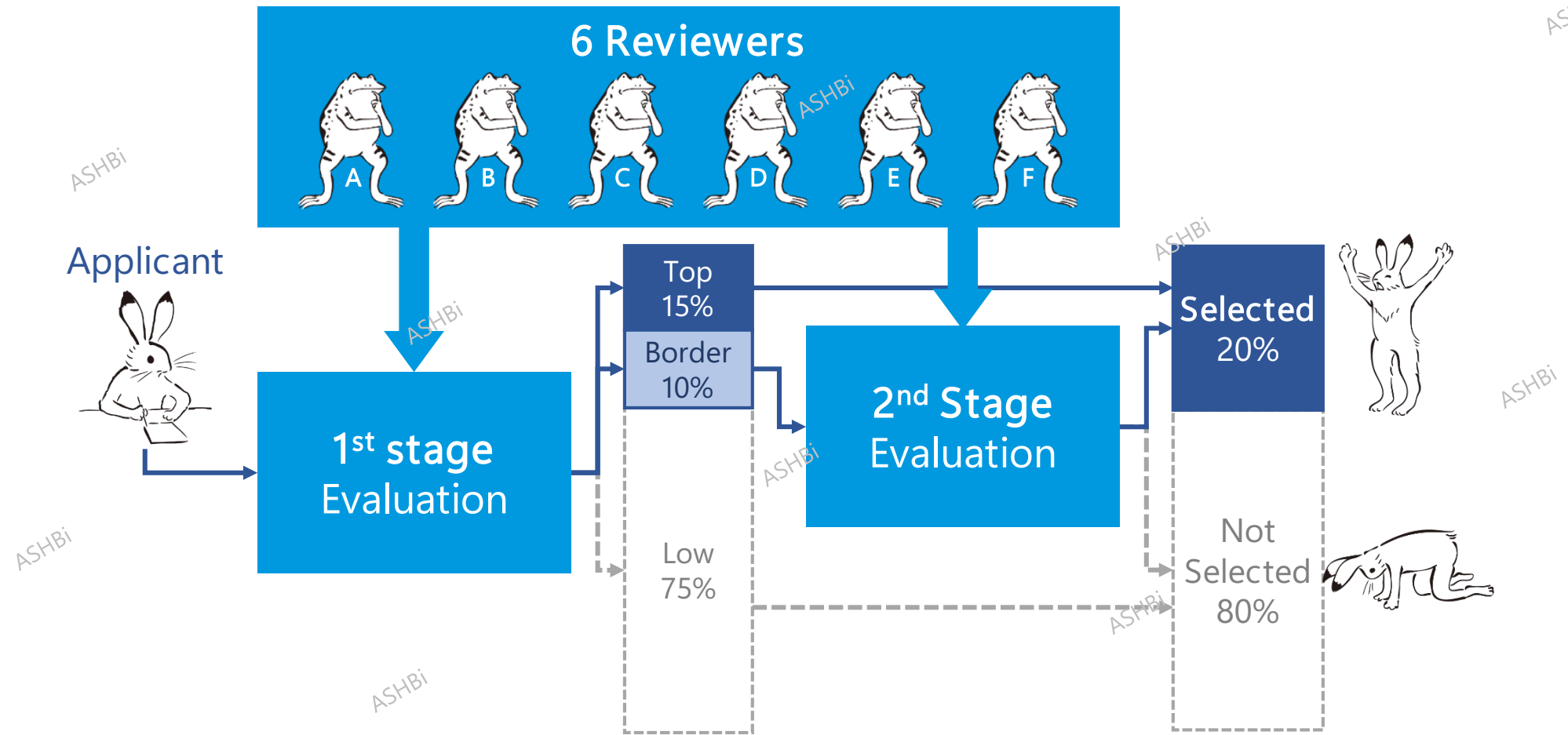
1. Basic info and application process
2. Application Format
- 3. Evaluation System of DC1/DC2**
4. Preparing an Effective Proposal

# What is the evaluation process for DC1/DC2?



Rabbit Icons: <https://chojugiga.com/>

# DC1/DC2 applicants are evaluated by 6 reviewers in 2 stages




Rabbit & Frog Icons: <https://chojugiga.com/>

# Who are your reviewers?

## Experts selected from the "Selection Set"



Applicant



Rabbit & Frog Icons: <https://chojugiga.com/>



# "Selection Set" consists of 58/60\* sets (each covering broad field)

\*DC1: 58, DC2: 60 sets

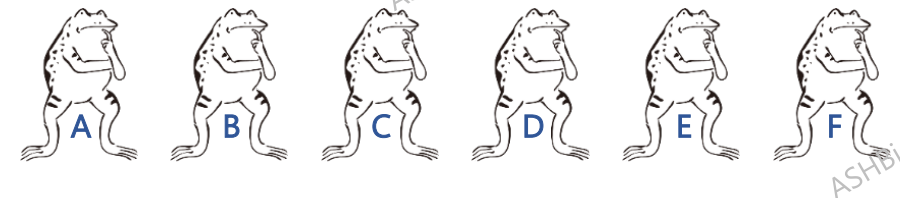
**NOT ALL reviewers are familiar with your "particular field"**

[from the DC1 Selection Set]

審査区分		書面審査セット
71 分子レベルから細胞レベルの生物学およびその関連分野	43010 分子生物学関連	<b>Biology Set 1</b>
	43020 構造生物化学関連	
	43030 機能生物化学関連	
	43040 生物物理学関連	
	43050 ゲノム生物学関連	
	43060 システムゲノム科学関連	
<b>Biology Selection Set 2</b>		
73 個体レベルから集団レベルの生物学と人類学およびその関連分野	45010 遺伝学関連	<b>Biology Set 3</b>
	45020 進化生物学関連	
	45030 多様性生物学および分類学関連	
	45040 生態学および環境学関連	
	45050 自然人類学関連	
	45060 応用人類学関連	
74 神経科学およびその関連分野	46010 神経科学一般関連	<b>Biology Set 4</b>
	46020 神経形態学関連	
	46030 神経機能学関連	

[https://www.jsps.go.jp/j-pd/pd\\_sinsa-set.html](https://www.jsps.go.jp/j-pd/pd_sinsa-set.html)

<b>Set 2: Biology at cellular to organismal levels</b>	
44010	<b>Cell biology</b> -related
44020	<b>Developmental biology</b> -related
44030	<b>Plant molecular biology and physiology</b> -related
44040	<b>Morphology and anatomical structure</b> -related
44050	<b>Animal physiology chemistry, physiology and behavioral biology</b> -related

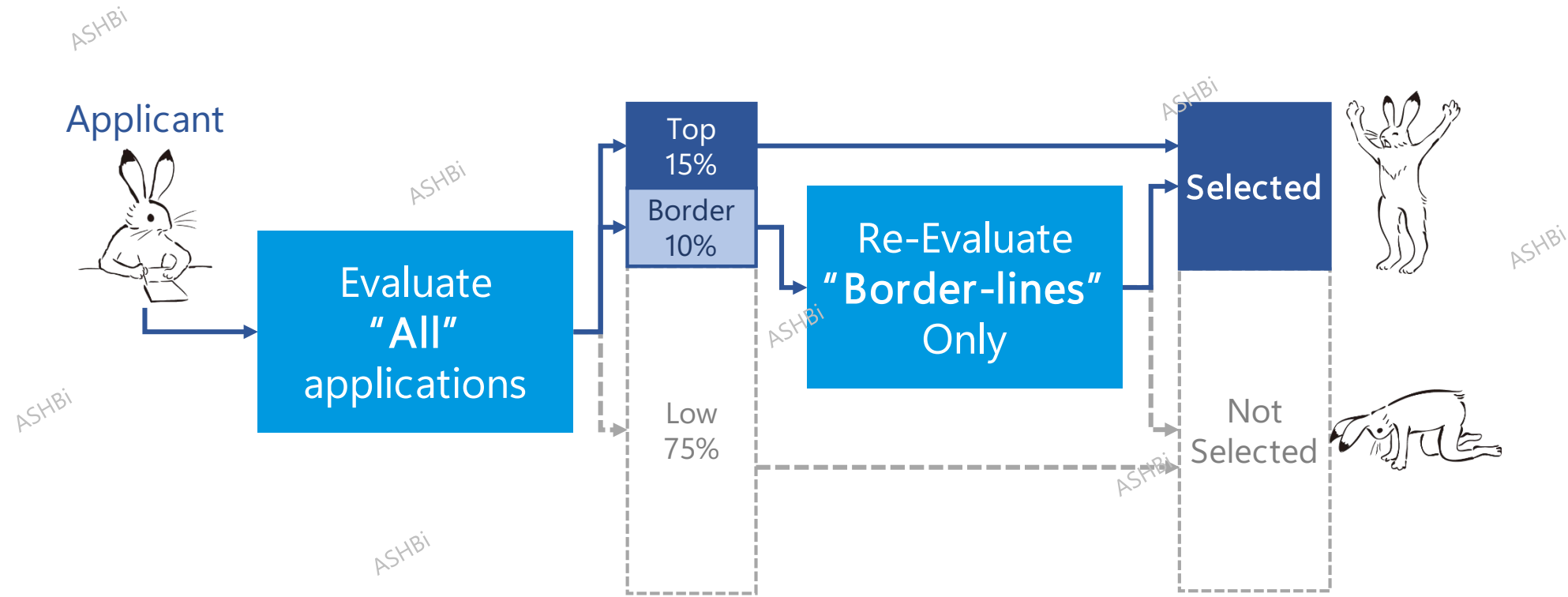


"Selection Set" is provided in Japanese, so ask your colleague for help



# In Evaluation, almost 75% are eliminated at the 1<sup>st</sup> Stage

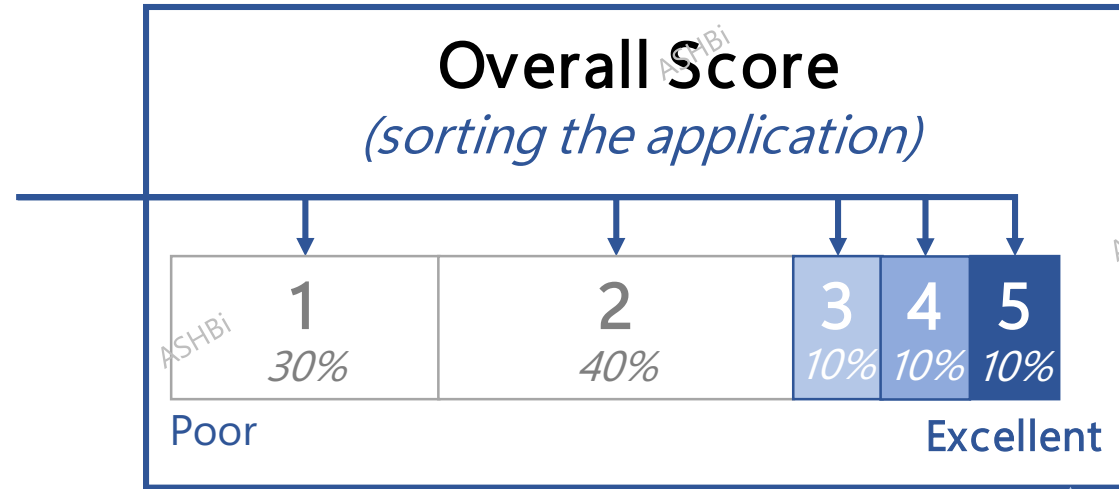
Sorting is done by the "Overall Score"



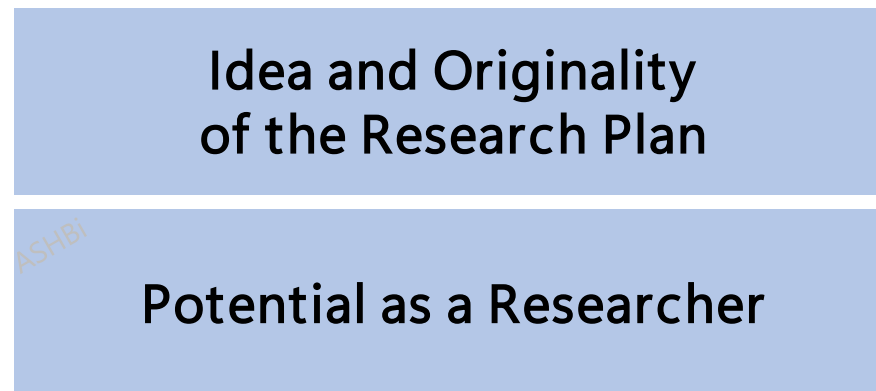
Rabbit & Frog Icons: <https://chojugiga.com/>

# Using the "Overall Score", reviewers sort in to 5 categories

Average of 6 Reviewers' "Overall Score" is used for selection



**2 Rating Elements**  
*(absolute rating)*



utilize

# Screening policy: Idea/originality of the plan & your potential

The general screening policy is as follows:

[Screening policy]

DC1 Research Fellowships, DC2 Research Fellowships

(i) That the applicant provides the background leading to the establishment of the research theme, and that the approach is significant; that the method of research is unique, and that the future prospects of the research project are described.

(ii) That the applicant has great potentials to become an outstanding researcher who will shoulder the future of science.

[https://www.jsps.go.jp/file/storage/j-pd/data/recruiting/dc\\_yoko\\_en.pdf](https://www.jsps.go.jp/file/storage/j-pd/data/recruiting/dc_yoko_en.pdf)

**Idea and Originality  
of the Research Plan**

**Potential as a Researcher**

# Summary: Application Format & Evaluation Process

Proposal	<p><b>5 parts</b></p> <ul style="list-style-type: none"><li>• Research Plan</li><li>• Compliance</li><li>• Self Evaluation</li><li>• Career Vision</li><li>• Budget Plan</li></ul> <p><b>Make sure to explain in easy-to-understand story &amp; language!</b></p>
Reviewers	<p><b>6 Reviewers from 58/60 Selection Sets</b></p> <p><i>Reviewers may not be experts of your field</i></p>
Evaluation	<p><b>2 stage evaluation</b></p> <p><i>Most are decided in 1<sup>st</sup> stage (1 chance)</i></p> <p><b>Overall Score+2 Rating Elements</b></p> <ul style="list-style-type: none"><li>• Idea &amp; Originality of Plan</li><li>• Potential as a researcher</li></ul>



# Today's Agenda: Practical Guide of DC1/DC2 Fellowships

1. Basic info and application process
2. Application Format
3. Evaluation System of DC1/DC2
- 4. Preparing an Effective Proposal**

# What helps you make a Good Proposal?

**Effective Storytelling**  
helps the reviewer to empathize with your story



Frog Icons: <https://chojugiga.com/>



# Reviewers want to understand the story as a whole

A

- 1<sup>st</sup> page (Research Positioning) is most important. **Conceptual** diagram is essential.
- Is the Research Plan **logically structured**? What potential impact does it have?
- Does the Applicant contribute to a bright future?

B

- Does all proposal documents **align** together as a **consistent** story?
- Is the Research Plan **logical** and **feasible** (methods, schedule, budget)?
- Does originality claims supported by evidences & logic?

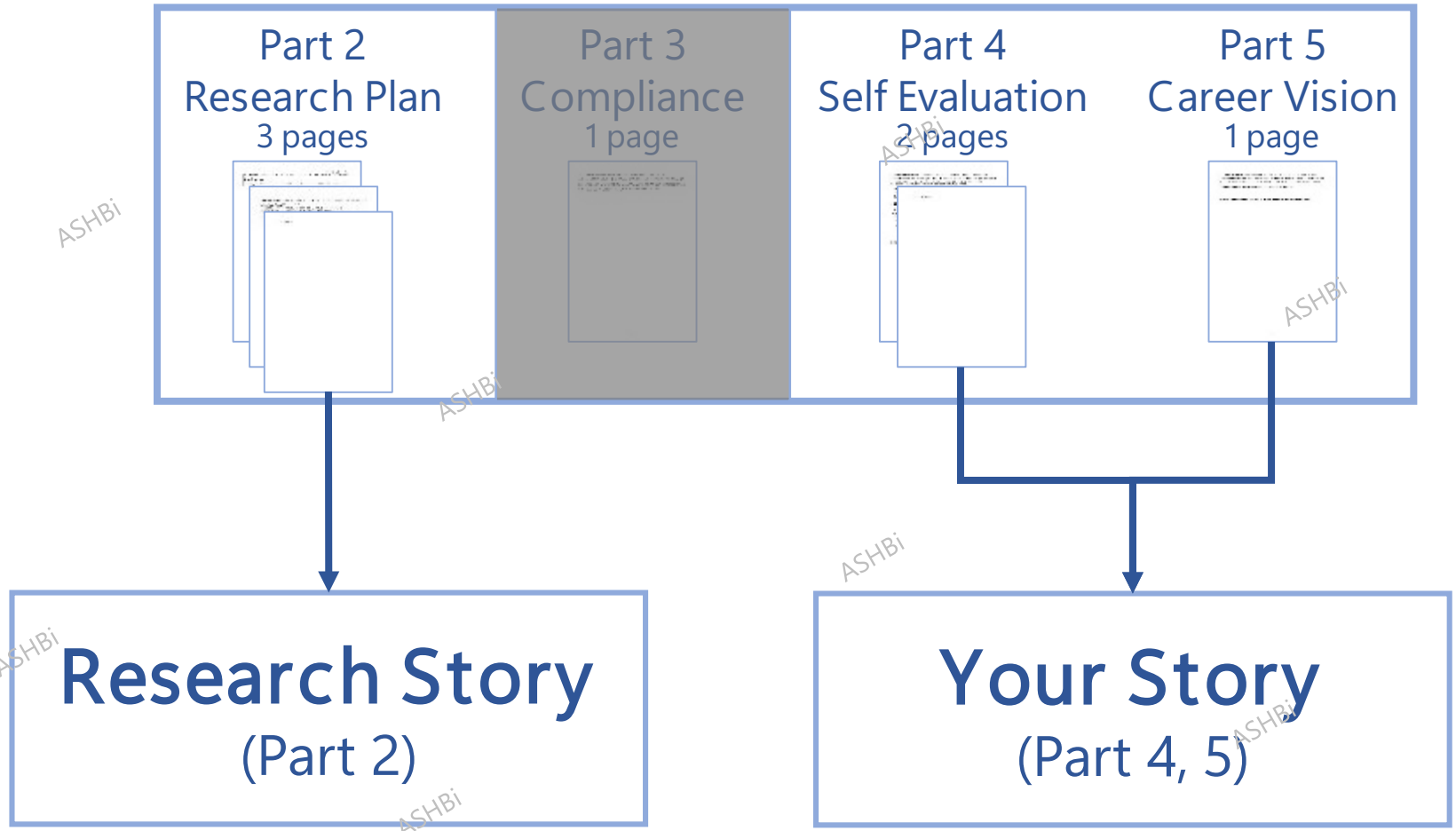
C

- Is the Research Theme **connected** to a large (understandable) issue?
- Has the Applicant shown **steady progress** (publications, conference presentations)?
- **Conceptual** diagrams & preliminary data helps to understand in a short time.

D

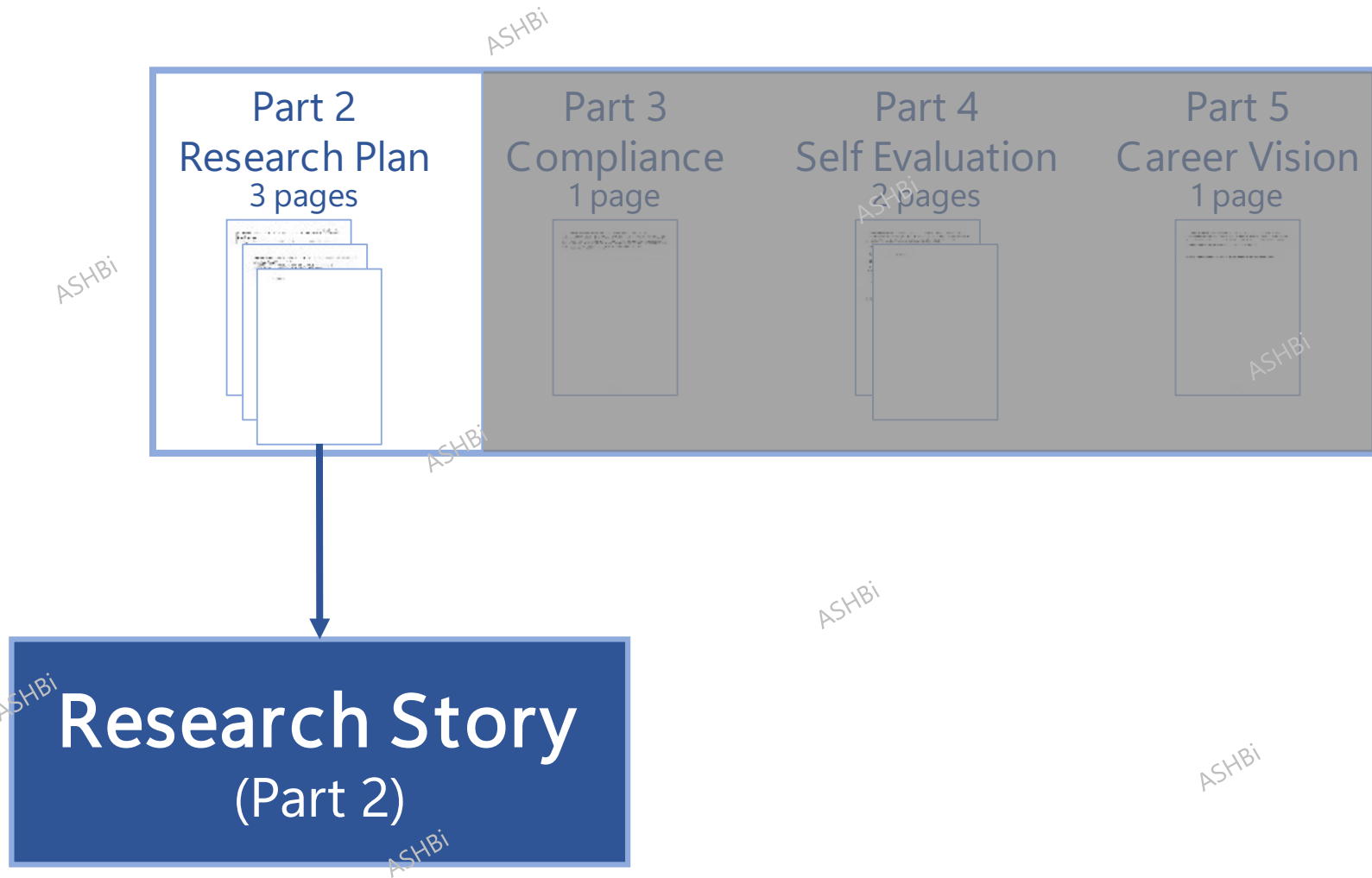
- Does all proposal documents **align** together as a **consistent** story?
- Is the Idea **well thought out** to make it his/her own? (not borrowed from the boss?)
- Has the Applicant shown **steady progress** (conference presentations, etc.)?

# There are 2 types of story to tell to the reviewers





# How can you tell your research story effectively ?



# What do we need for a good research story?



Applicant

Your point of view



**You need a  
reviewer's point  
of view!**

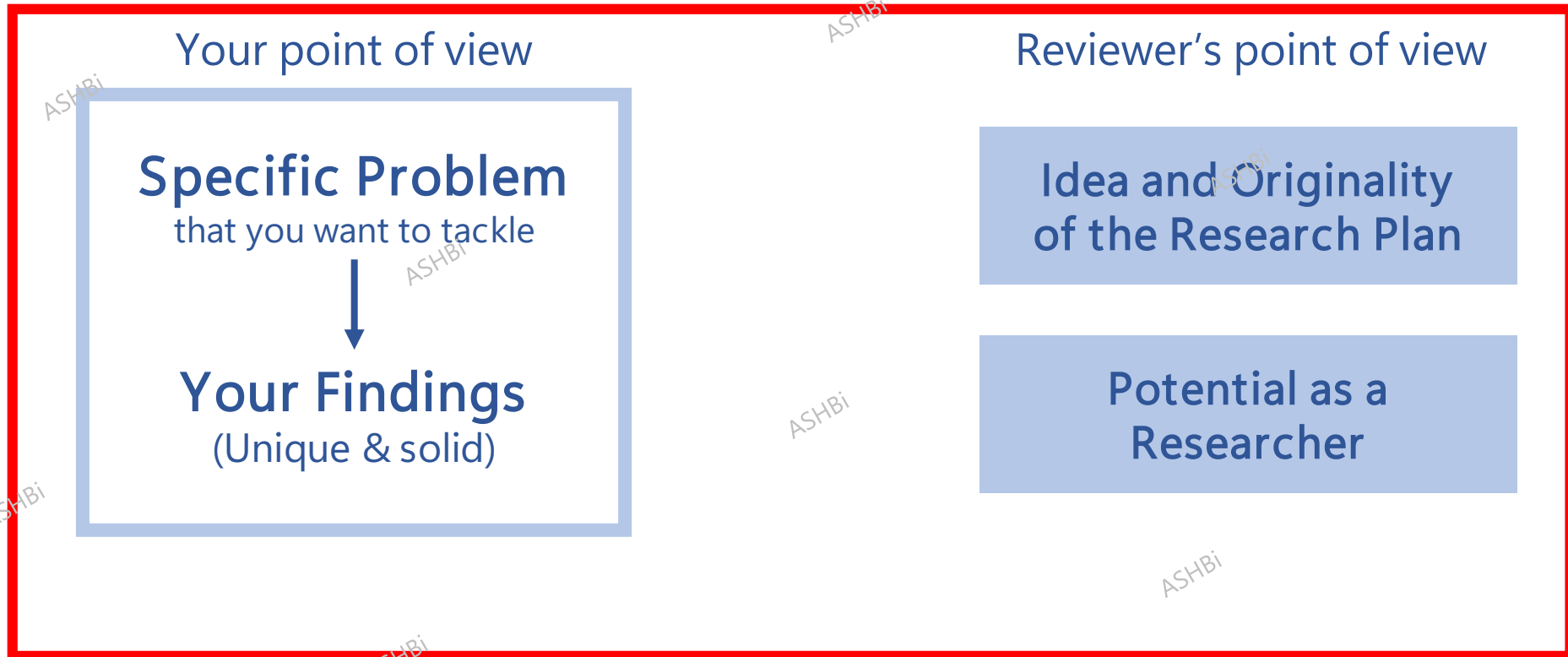
# You need to understand the reviewer's point of view



Applicant



Reviewer

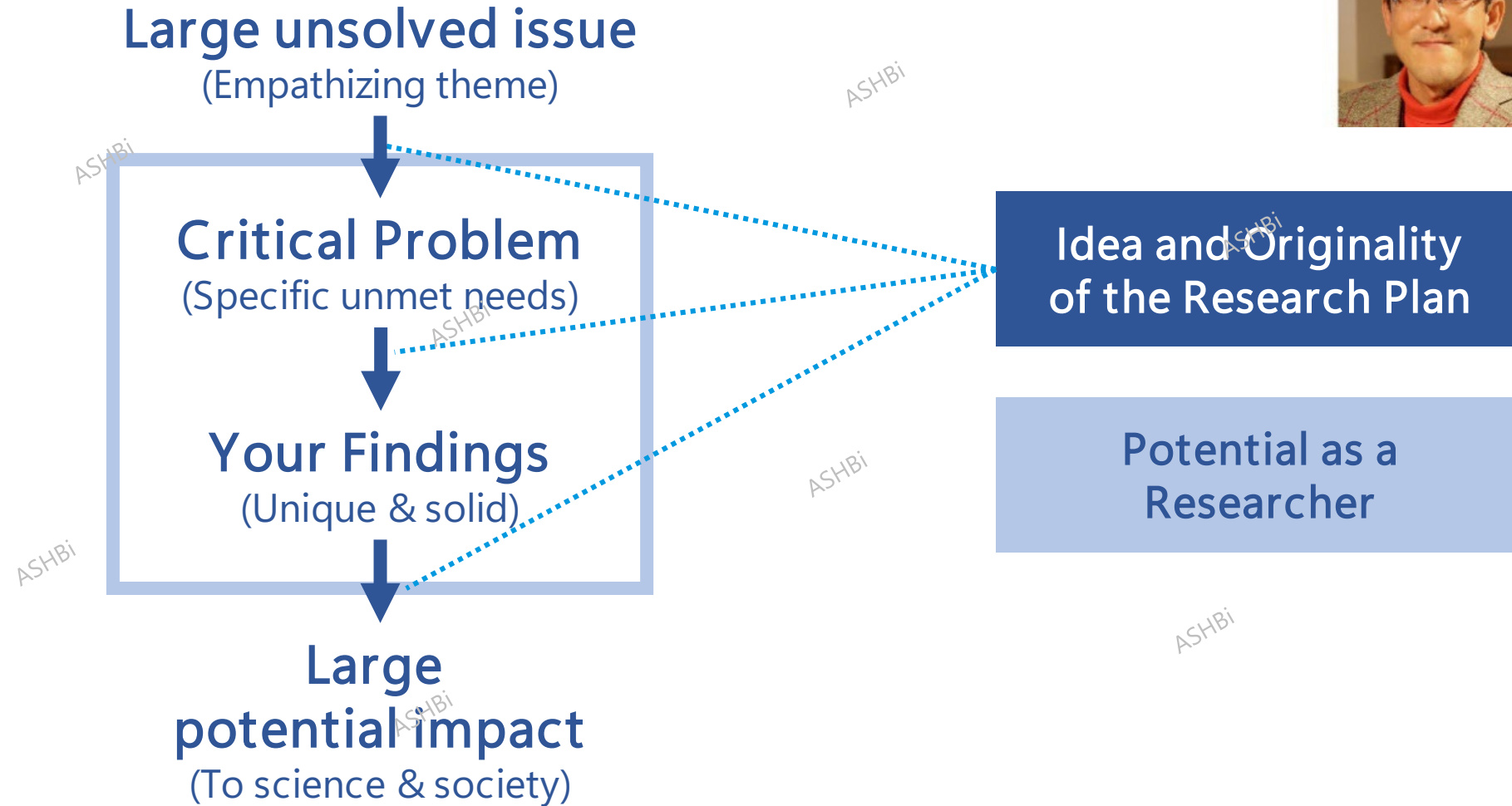


**You need to satisfy both components!**

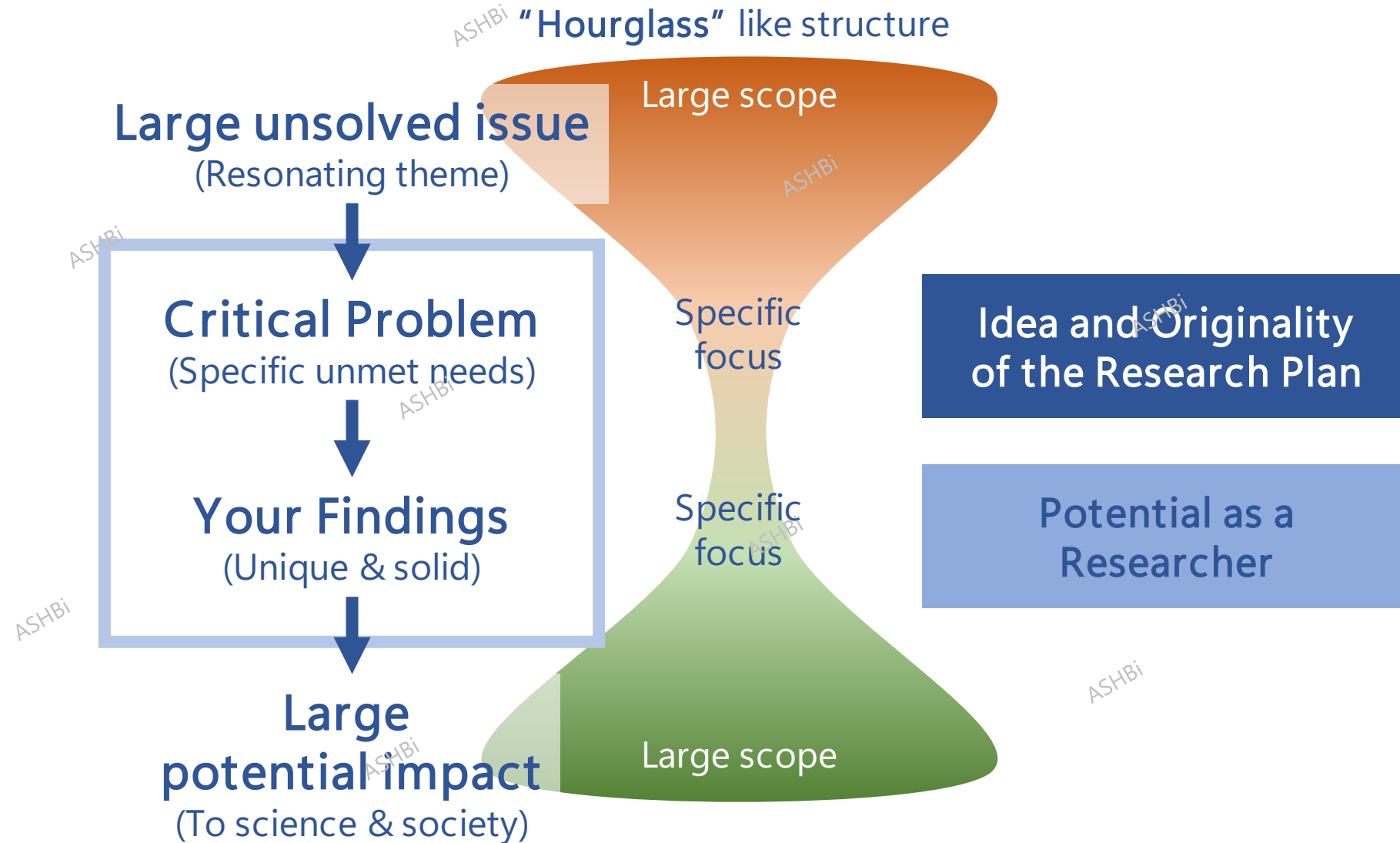
Rabbit & Frog Icons: <https://chojugiga.com/>

# Idea and originality: Is your research story worth listening?

My Interpretation

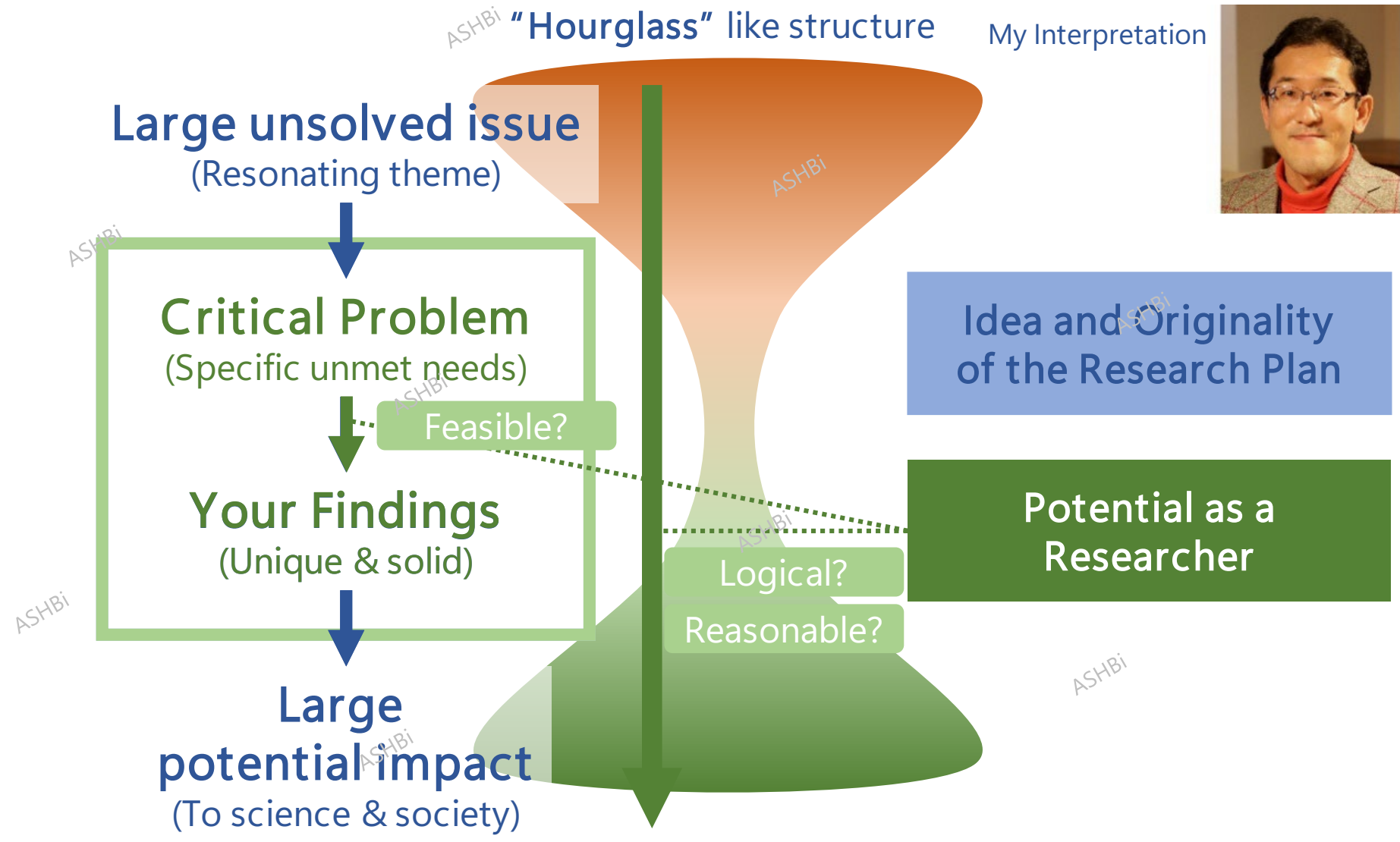


# Storytelling: Use the "Large-Specified-Large" storyline structure

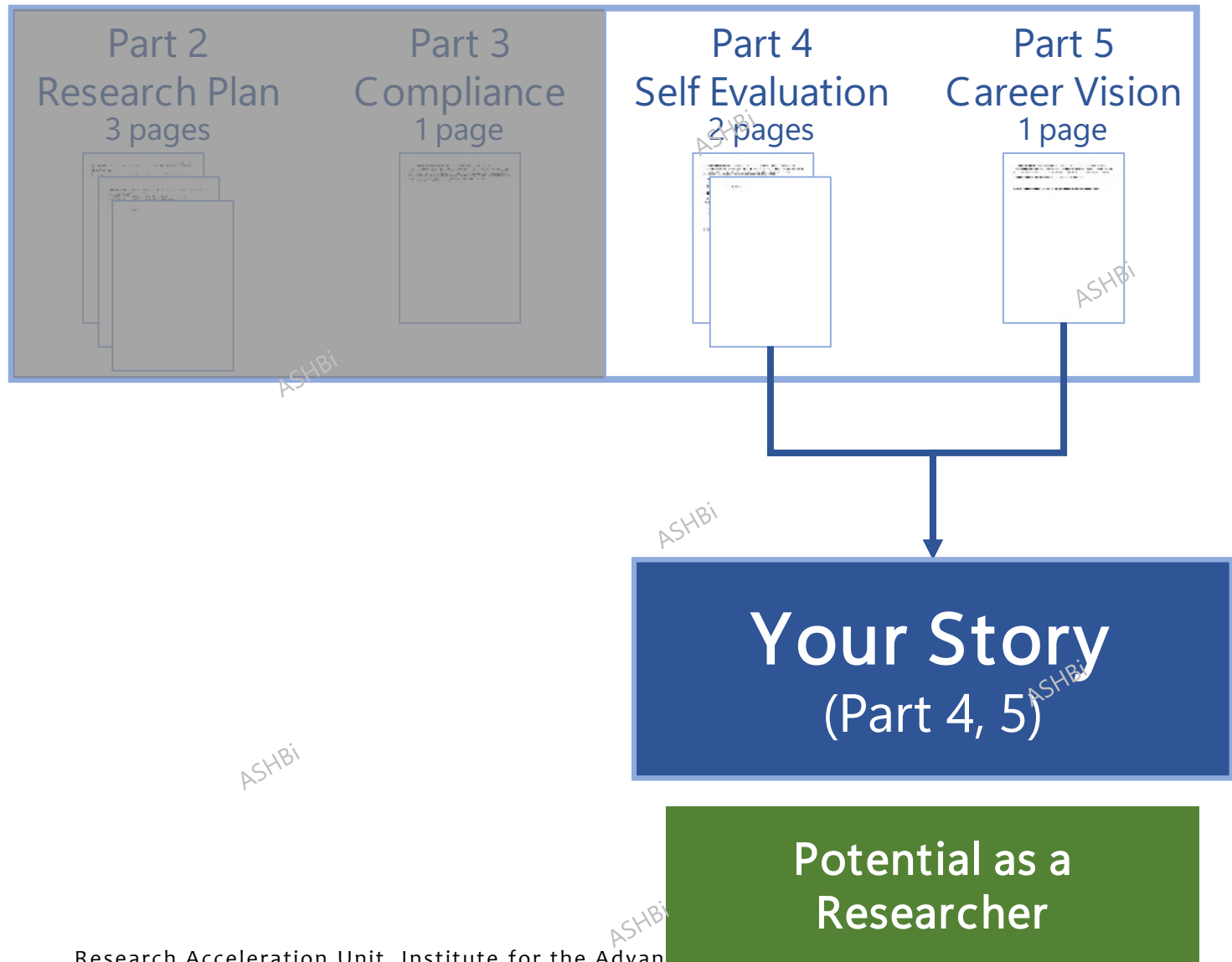


Modified from Scanlan C, "The hourglass: serving the news, serving the reader" Poynter, 2003  
<https://www.poynter.org/reporting-editing/2003/the-hourglass-serving-the-news-serving-the-reader/>

# Potential: Is your research story feasible and logical?



# How can you tell your story (yourself) effectively?



# Your Researcher Potential: Example of a Reviewer's checkpoint

## *How will you develop your career as a independent researcher?*

*Are these 5 factors answered in the proposal?*

Comments from  
Dr. Satoshi Horike  
WPI-iCeMS  
Kyoto University



1. Understanding your own & lacking abilities
2. Overcoming pathways to acquire the lacking abilities
3. Mindset of an independent researcher
4. Hypothesis building and feasible/logical process
5. Contribution to science and research from outcome



# JSPS expects reviewers to focus on potential over achievements

## 審査委員に求められるもの(審査にあたって特に留意いただきたい点)

- 我が国の学術研究の将来を担う創造性に富んだ研究者の養成・確保という特別研究員制度の趣旨を踏まえ、申請者の研究者としての資質、将来性を重視した審査
- 申請者の業績（論文等）のみに偏った評価とならないよう留意
- 研究者養成の視点からの公正な審査

[https://www.jsps.go.jp/j-pd/data/pd\\_setsumeikai/henkoten.pdf](https://www.jsps.go.jp/j-pd/data/pd_setsumeikai/henkoten.pdf)

## Rough translation

### Expectations to the reviewers (points to pay special attention to)

- Based on the purpose of the fellowship program to foster and secure innovative researchers who will lead the future of academic research in Japan, we request the reviewers to **focus on the quality and the potential** as a researcher.
- We request for a evaluation that is **not biased toward achievements**. (e.g. publications)
- We request for a fair review from the **perspective of fostering researchers**.

**Publication is not necessary,  
but evidences showing your footsteps till now are essential**



# Useful tips in preparing an effective proposal

Tip #1: Grant Writing is different from Paper Writing

Tip #2: Prepare “diagrams” to visualize your plan

Tip #3: Use “Easy-to-understand Format & Language”

Tip #4: Obtain Third Person’s View via Feedback

# Tip #1: Grant Writing is different from Paper Writing

What you need to convey is different

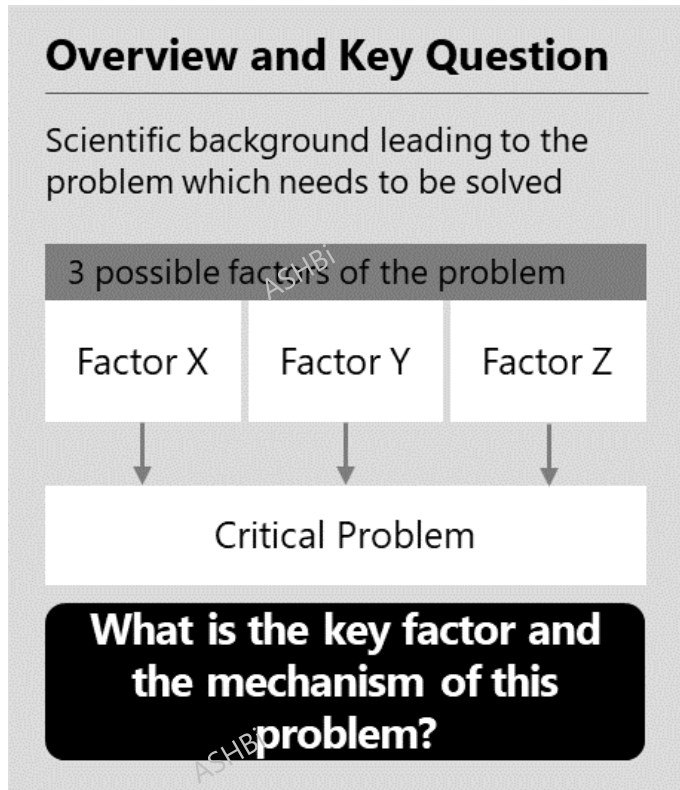
Paper Writing	vs	Grant Writing
<b>Past oriented</b> Work that has been done		<b>Future oriented</b> Work that should be done
<b>Theme-centered</b> Theory and thesis		<b>Project-centered</b> Objectives and activities
<b>Specialized terminology</b> "Insider jargon"	↔	<b>Accessible Language</b> Easily understood
<b>Expository rhetoric</b> <b>Explaining</b> to the reader		<b>Persuasive rhetoric</b> <b>"Selling"</b> the reader

Modified from Porter R, "Why Academics Have a Hard Time Writing Good Grant Proposals"  
The Journal of Research Administration, vol 38, 2, 2007

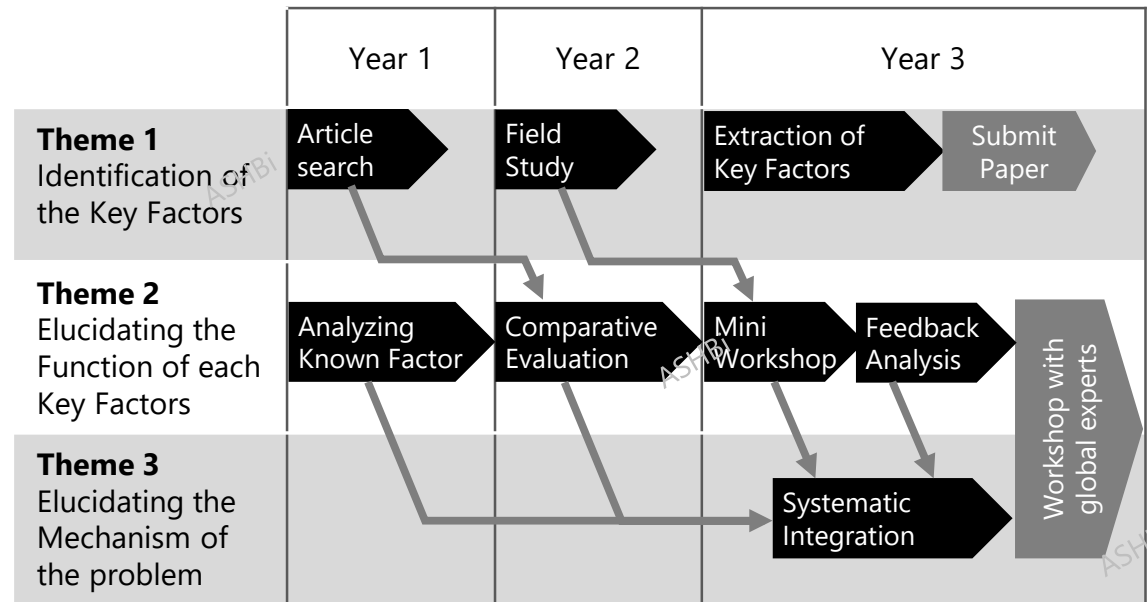
In Grant Writing, you need to **sell "your future plan"**

# Tip #2: Prepare "diagrams" to visualize your plan

*e.g. Conceptual diagram*



*e.g. Project timeline*



Modified from Ono E, "科研費研究計画調書のグラフィックデザイン", 2019  
[https://ashbi.kyoto-u.ac.jp/ja/wp-content/uploads/sites/4/2019/11/ASHBi\\_KAKENHI2019\\_02-Ono.pdf](https://ashbi.kyoto-u.ac.jp/ja/wp-content/uploads/sites/4/2019/11/ASHBi_KAKENHI2019_02-Ono.pdf)

*Make sure to prepare them in grayscale!*

**Visualizing your storyline** will enable reviewers to **capture the story at a glance**

# Tip #3: Use "Easy-to-understand Format & Language"

Form S-13: Research Proposal Document (forms to be uploaded)

Scientific Research (B) (General) 1

**1. Research Objectives, Research Method, etc.**

This research proposal will be reviewed in the Basic Section of the applicant's choice. In filling this application form, refer to the Application Procedures for Grants-in-Aid for Scientific Research -KAKENHI-.

In this column, research objectives, research method, etc. should be described within 3 pages. A succinct summary of the research proposal should be given at the beginning.

The main text should give descriptions, in concrete and clear terms, of (1) scientific background for the proposed research, and the "key scientific question" comprising the core of the research plan, (2) the purpose, scientific significance, and originality of the research project, and (3) what will be elucidated, and to what extent and how will it be pursued during the research period.

If the proposed research project involves Co-Investigator(s), a concrete description of the role-sharing between the Principal Investigator and the Co-Investigator(s) should be given.

[SUMMARY] \*Describe in about 10 lines

Summary

[MAIN TEXT]

Heading

Scientific Research (B) (General) 2

[1. Research Objectives, Research Method, etc. (continued from the previous page)]

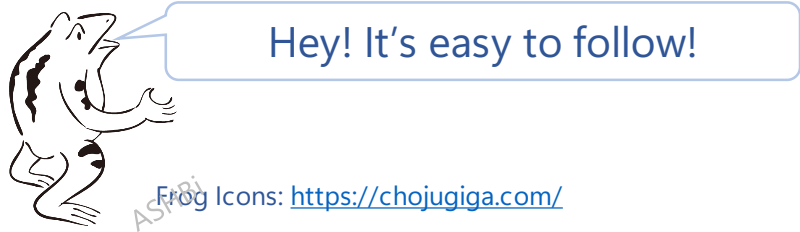
Subheading

Subheading

Subheading

Figure

Modified from Ogawa T, "My experience as a reviewer" KAKENHI Preparation in Advance, 2018



Effective placement of **summary, headers and figures** will guide reviewers' eyes in **capturing your story**

# Tip #4: Obtain Third Person's View via Feedback

Check to see how much of your proposal is understood by others



The **reader is the reviewer**, not you

# Acknowledgements

## ASHBi Research Acceleration Unit

Tadashi Ogawa  
Spyros Goulas  
Tomoki Shimizu  
Hiromi Inoue

## Reviewers who provided valuable insights

Satoshi Horike, WPI-iCeMS, Kyoto University  
Hirohide Saito, CiRA, Kyoto University  
Masatsugu Ema, Shiga University of Medicine  
Shigetoshi Yazaki, Meiji University  
Noriko Nakayama, Osaka University

## Providing Materials/Feedbacks

Eiri Ono, IIMC, Kyoto University  
Hiromi Sumita, LiMe, Kyoto University  
Research Promotion Division, Kyoto University



# ASHBi Research Acceleration Unit

## ASHBi Research Acceleration Unit



**Tadashi Ogawa**  
Unit Head/Professor  
*Ex-PI (Neuroscience)*

### GRANT WRITING



**Makoto Shida**  
University Research Administrator  
*Ex-Business Startup Specialist*

### SCIENTIFIC PAPER WRITING



**Spyros Goulas**  
Scientific Advisor/Lecturer  
*Ex-Researcher & Journal Editor*

### DATA VISUALIZATION

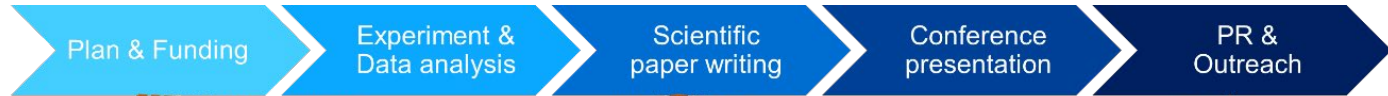


**Hiromi Inoue**  
Research Coordinator  
*Ex-Researcher & Lab Manager*

### PUBLIC RELATIONS



**Tomoki Shimizu**  
Scientific Communicator/Lecturer  
*Ex-Public Information Officer*



ASHBi  
RESEARCH ACCELERATION PROGRAM

**Grant application writing**

**Seminars by journal editors**

**Paper manuscript writing**

**Production of scientific illustrations**

**News release distribution**





# Appendix 1

## DC1/DC2 Application Forms

# Instruction [Part 2] Research Plan p1

Part 2 Research Plan 3 pages	Part 3 Compliance 1 page	Part 4 Self Evaluation 2 pages	Part 5 Career Vision 1 page	Part 6 Budget Plan 4 pages
------------------------------------	--------------------------------	--------------------------------------	-----------------------------------	----------------------------------

[https://www.jps.go.jp/file/storage/j-pd/data/recruiting/03\\_dc\\_naiyo\\_en.pdf](https://www.jps.go.jp/file/storage/j-pd/data/recruiting/03_dc_naiyo_en.pdf)

(Application Content File for DC Research Fellowships)

**2. [Research Plan]** Provide a concise statement using conceptual diagrams, etc. as necessary. The maximum length of this section is one (1) page. You must not change the format or add extra pages.

### **(1) Positioning of the Research**

Describe the positioning of the research that you will pursue as JSPS Research Fellow, including the current trends, issues, and other background information on the relevant research area, and how you came to conceive your research plan.

# Instruction [Part 2] Research Plan p2-3

Part 2 Research Plan 3 pages	Part 3 Compliance 1 page	Part 4 Self Evaluation 2 pages	Part 5 Career Vision 1 page	Part 6 Budget Plan 4 pages
------------------------------------	--------------------------------	--------------------------------------	-----------------------------------	----------------------------------

[https://www.jpsps.go.jp/file/storage/j-pd/data/recruiting/03\\_dc\\_naiyo\\_en.pdf](https://www.jpsps.go.jp/file/storage/j-pd/data/recruiting/03_dc_naiyo_en.pdf)


**[Research Plan] (Continued)** Provide a concise statement using conceptual diagrams, etc. as necessary. While there are no limitations to the number of words for each item, the maximum length of this section is two (2) pages in total. You must not change the format or add extra pages.

## **(2) Research Objectives, Description, etc.**

- (i) State the objectives, methods, and details of the research in the research plan you will pursue as JSPS Research Fellow.
- (ii) Give a specific description of your research plan, what you aim to establish, and to what extent. This should be in line with the funding category (the range of total budget) you choose for Grant-in-Aid for JSPS Fellows (See the remark\* below).
- (iii) Explain also, the features and uniqueness of your research (comparison to prior studies, etc., expected impacts upon completion of the research, future prospects, etc.).
- (iv) If your research plan is positioned as part of the research activities of your affiliated laboratory, identify the portion you will be responsible for.
- (v) If you plan to engage in research at research institutions other than the host research institution (including overseas research institutions, etc.) during the research plan period, provide the specifics of the plan.

\*If the research period for Grant-in-Aid for JSPS Fellows is 3 years (DC1 only), the total budget shall be: maximum 2.4 million yen for [Funding Category A]; over 2.4 million yen and up to 4.5 million yen for [Funding Category B]. If the research period is 2 years, the total budget shall be: maximum 1.6 million yen for [Funding Category A]; over 1.6 million yen and up to 3 million yen for [Funding Category B]. If the research period is 1 year, the total budget shall be: maximum 800,000 yen for [Funding Category A]; over 800,000 yen and up to 1.5 million yen for [Funding Category B]. (Funding Category B can be selected only if you need extra budget to carry out your research plan.)

# Instruction [Part 2] Research Plan p2-3



## [Research Plan] (Continued)

Provide a copy of words for each item, the maximum length of this section is 1,000 characters.

### (2) Research Objectives, Description,

- (i) State the objectives, methods, and details of the research plan.
  - (ii) Give a specific description of your research plan, (of total budget) you choose for Grant-in-Aid for JSPS Research Fellows.
  - (iii) Explain also, the features and uniqueness of your research plan (prospects, etc.).
  - (iv) If your research plan is positioned as part of the research plan for Grant-in-Aid for JSPS Research Fellows.
  - (v) If you plan to engage in research at research institution during the research plan period, provide the specifics of the plan.
- \*If the research period for Grant-in-Aid for JSPS Fellows is 3 years, the maximum total budget is 2.4 million yen for [Funding Category B]. If the research period is 2 years, the maximum total budget is 1.6 million yen for [Funding Category B]. If the research period is 1 year, the maximum total budget is 1.6 million yen for [Funding Category B]. (Funding Category B can be selected only if you are a DC2 Fellow.)

(Note) Delete this line and the explanation below in italics and the diagram when completing this Application Form.

- All applicants must describe their research plan for Funding Category A. Then, if you have specific needs to exceed the maximum total budget for Funding Category A in order to carry out your research plan for Funding Category B, give a short description of how your plan is different from the research plan for Funding Category A (details of additional research to be conducted).

(Example) If you are a DC2 Fellow to be carrying out a project under Grant-in-Aid for JSPS Fellows for a research period of two years

**Category A**

A research plan to be carried out with a maximum total budget of 1.6 million yen  
(The research plan which will become the basis of your research as JSPS Research Fellow) (\*Must be provided by all applicants)

Only if you have specific needs to exceed the maximum total budget of 1.6 million yen in order to carry out your research plan, give a short description on how your plan is different from the research plan for Funding Category A (details of additional research to be conducted) (\*Only applicants who choose Funding Category B)

### Category B

(Example) If you are a DC1 Fellow to be carrying out a project under Grant-in-Aid for JSPS Fellows for a research period of three years

**Category A**

A research plan to be carried out with a maximum total budget of 2.4 million yen  
(The research plan which will become the basis of your research as JSPS Research Fellow) (\*Must be provided by all applicants)

Only if you have specific needs to exceed the maximum total budget of 2.4 million yen in order to carry out your research plan, give a short description on how your plan is different from the research plan for Funding Category A (details of additional research to be conducted) (\*Only applicants who choose Funding Category B)

### Category B

- Your choice of [Funding Category A or B] will affect neither the selection of Research Fellows nor the review for Grant-in-Aid for JSPS Fellows.
- Grant-in-Aid for JSPS Fellows has become a multi-year fund starting from the FY2023 call for proposals.
- You should highlight your plans, if any, to collaborate with global researchers or to engage in research abroad or participate in overseas training.

# Instruction [Part 3] Research Plan p2-3

Part 2 Research Plan 3 pages	Part 3 Compliance 1 page	Part 4 Self Evaluation 2 pages	Part 5 Career Vision 1 page	Part 6 Budget Plan 4 pages
------------------------------------	--------------------------------	--------------------------------------	-----------------------------------	----------------------------------

[https://www.jsps.go.jp/file/storage/j-pd/data/recruiting/03\\_dc\\_naiyo\\_en.pdf](https://www.jsps.go.jp/file/storage/j-pd/data/recruiting/03_dc_naiyo_en.pdf)

## **3. Protection of Human Rights and Compliance with Laws and Regulations** The maximum length of this section is one (1) page.


You must not change the format or add extra pages.

Use this column to describe the actions and measures you will implement if your [2. Research Plan] includes research activities that require actions based on guidelines, laws and regulations, etc. (including guidelines, laws and regulations, etc. of the countries/regions in which joint international research may be conducted), including research that requires obtaining consent and/or cooperation of counterparts, research that requires special attention in the handling of personal information, and research that requires actions related to bioethics and/or biosafety.

Provide specific information on the status of the approval process, as this will apply to surveys, research, experiments, and other activities that would require approval by an internal or external intelligence committee, ethics board, or other review boards, for example, questionnaire/interview/behavioral surveys involving personal information (including personal histories and videos), surveys, etc. of domestic and foreign cultural heritage sites, use of donated specimens, research of invasive nature, human genome analysis, genetic recombination experiments, and animal testing.

Indicate “not applicable” if this does not apply to your research plan.

# Instruction [Part 4] Self-analysis on applicant's ability



[https://www.jsps.go.jp/file/storage/j-pd/data/recruiting/03\\_dc\\_naiyo\\_en.pdf](https://www.jsps.go.jp/file/storage/j-pd/data/recruiting/03_dc_naiyo_en.pdf)

**4. [Self-analysis on applicant's ability to conduct research]** While there are no limitations to the number of words for each item, the maximum length of this section is two (2) pages in total. You must not change the format or add extra pages.


Provide specific statements on (1) your strengths in research, and (2) qualities that you think you will need to acquire for further growth as researcher, each in the relevant research area and in relation to your past engagements in research activities, etc., including the Research Plan proposed in this Application.

*(Note) Delete this line and the explanation below in italics when completing this Application Form.*

- In entering your statements for (1) and (2) below, be specific in describing your strengths/qualities in research, e.g., from the perspective of independence, inspiration, problem-solving abilities, breadth/depth of knowledge, technical/communication/presentation skills, etc. Try to be creative in how to present them, for example, by itemizing the strengths/qualities as necessary.*

*Also indicate any impact to the research which is worth noting that occurred due to suspension of research activities.*

# Instruction [Part 4] Self-analysis on applicant's ability (cont'd)



[https://www.jsps.go.jp/file/storage/j-pd/data/recruiting/03\\_dc\\_naiyo\\_en.pdf](https://www.jsps.go.jp/file/storage/j-pd/data/recruiting/03_dc_naiyo_en.pdf)

## (1) Your strengths in research

*(Note) Delete this line and the explanation below in italics when completing this Application Form.*

- *Describe your strength, listing the outcome (papers, etc.) of past research activities, if any, to evidence your statement.*

*In showing the outcome (papers, etc.), provide sufficient information so that the works can be identified.*

*(Example) Academic papers (Indicate whether the paper has been peer-reviewed. Only selected peer-reviewed publications can be marked “reviewed.”)*


*Provide the title, author(s), name of journal, volume, pp (first page number-last page number), and year of publication.*

*(Example) Publication of research findings (Indicate oral presentation or poster, and whether the presentation has been peer-reviewed.)*

*Provide the author(s), title, name of conference, identifier/code of your paper, etc., venue, month and year of the conference. (Do not include presentations that are planned to be published, unless the application for presentation has already been accepted.)*

## (2) Qualities that you think you will need to acquire for further growth as researcher

# Instruction [Part 5] Ideal figure of researchers, etc.



[https://www.jps.go.jp/file/storage/j-pd/data/recruiting/03\\_dc\\_naiyo\\_en.pdf](https://www.jps.go.jp/file/storage/j-pd/data/recruiting/03_dc_naiyo_en.pdf)

**5. [Ideal figure of researchers, etc.]** While there are no limitations to the number of words for each item, the maximum length of this section is one (1) page in total. You must not change the format or add extra pages.

The JSPS Research Fellowship Program aims to foster and recruit creative researchers who will become future leaders of scientific research in Japan. In light of this objective, provide a statement on (1) what you consider an ideal figure of researchers, and (2) the positioning of research activities to be conducted during the fellowship tenure to become an ideal researcher figure.

**(1) What you consider an ideal figure of researchers** \*Include in your statement what qualities you should acquire to become an ideal research figure.

**(2) Positioning of research activities to be conducted during the fellowship tenure to become an ideal researcher figure stated above.**





# Sample [Part 6] Budget Plan

Part 2 Research Plan (3 pages)  
 Part 3 Compliance (1 page)  
 Part 4 Self Evaluation (2 pages)  
 Part 5 Career Vision (1 page)  
 Part 6 Budget Plan (4 pages)

[https://www.jsp.go.jp/file/storage/j-pd/data/recruiting/06\\_dc\\_kenkyukeikakuchosho\\_en.pdf](https://www.jsp.go.jp/file/storage/j-pd/data/recruiting/06_dc_kenkyukeikakuchosho_en.pdf)

2 [Research Plan] Annex  
Research Expenditure and Their Necessity

Grant-in-Aid for JSPS Research Fellows  
(Unit: thousand yen)

Funding Category: \_\_\_\_\_

Research Expenditure (round down to the nearest thousand yen)	FY	Research Expenditure	Breakdown (thousand yen)			
			Equipment Costs	Consumables Expenses	Travel Expenses	Personnel Cost/Honoraria
FY 2024	0	0	0	0	0	0
FY 2025	0	0	0	0	0	0
FY 2026	0	0	0	0	0	0
Total	0	0	0	0	0	0

FY	Details of Equipment Costs						Details of Consumables Expenses	
	Item (Specification)	Place of Installation (Institution)	Quantity	Unit Price	Amount	Item	Amount	

Necessity of Equipment Costs and Consumables Expenses

Applicant name to be registered: \_\_\_\_\_

-12-

Grant-in-Aid for JSPS Research Fellows  
(Unit: thousand yen)

FY	Details of Domestic Travel Expenses		Details of Overseas Travel Expenses		Details of Personnel Cost/Honoraria		Details of Miscellaneous Expenses	
	Item	Amount	Item	Amount	Item	Amount	Item	Amount

Necessity of Travel Expenses, Personnel Cost/Honoraria, and Miscellaneous Expenses

-13-

Status of Application and Acquisition of Research Grants Grant-in-Aid for JSPS Research Fellows

(1) Research Grant Application(s) in the Review Process

Funding System, Research Grant Name (Research period, funding organization)	Title of Research Project (Name of Principal Investigator)	Role in This Project	Research Expenditure for FY 2024 (Research expenditure for the whole period)	The Distinctions between the Research Contents and the Reasons for Submission of This KAKENHI Application in Addition to the Other Projects (Your affiliated institution and title position in submitting the application for the project shown left) (For an applicant as Principal Investigator of KAKENHI, the total amount to be received for the whole research period)
			(thousand yen)	
			(thousand yen)	
			(thousand yen)	
			(thousand yen)	
			(thousand yen)	
			(thousand yen)	
			(thousand yen)	
			(thousand yen)	
			(thousand yen)	

-14-

(2) Research Grant(s) Adopted and to be Delivered

Funding System, Research Grant Name (Research period, funding organization)	Title of Research Project (Name of Principal Investigator)	Role in This Project	Research Expenditure for FY 2024 (Research expenditure for the whole period)	The Distinctions between the Research Contents and the Reasons for Submission of This KAKENHI Application in Addition to the Other Projects (Your affiliated institution and title position in submitting the application for the project shown left) (For an applicant as Principal Investigator of KAKENHI, the total amount to be received for the whole research period)
			(thousand yen)	
			(thousand yen)	
			(thousand yen)	
			(thousand yen)	
			(thousand yen)	
			(thousand yen)	

-15-



# Appendix 2

## Other useful information for DC1/DC2

# Eligibility for different Doctoral Courses

	Not Eligible	Eligible for DC1	Eligible for DC2		Not Eligible
3 year PhD Courses	M1	M2	D1	D2	D3
5 year PhD Courses	D1	D2	D3	D4	D5
4 year* PhD Courses		D1	D2	D3	D4

\*Courses for Medical, Dental, Pharmaceutical, and Veterinary Degrees

# Available JSPS Fellowships for (Foreign) Postdocs

Although you **CANNOT apply for PD Fellowships**, JSPS provides special fellowships for foreign postdocs

Category	Eligibility	Period	Funding Amount	
			Allowance	Research
<b>PD</b>	<b>Japanese citizen or permanent resident</b> within <b>5</b> years from PhD	<b>3</b> years	<b>362K</b> JPY/month	<b>~1.5M</b> JPY/year
<b>JSPS Invitational Fellowships for Research in Japan*</b> (Standard)	<b>Foreign Nationals</b> within <b>6</b> years from PhD	<b>12-24</b> months		

*\*Application must be made from host lab (not you)*

For more details, check <https://www.jsp.go.jp/english/e-ippan/index.html>

Application Deadline **May 2** (2 chances)  
**early-Sep**

# Q&A page provides beneficial information for application

JSPS offers “Q&A page” to answer the FAQs of the fellowship applicants

[https://www.jsps.go.jp/j-pd/pd\\_qa.html#eng](https://www.jsps.go.jp/j-pd/pd_qa.html#eng)

## Q&A for application for FY2024 JSPS Research Fellowships for Young Scientists (PD, DC)

### 1. Eligibility

### 2. Screening Prospects

### 3. Fellowship Tenure

### 4. Financial Support

### 5. Application Forms

### 6. Screening Process

### 1. Eligibility

**Q1-1** When applying for a JSPS PD fellowship, why will I only be eligible within a certain number of years after obtaining my PhD?

**A1-1** The purpose of this fellowship program is to support young researchers at the initial stage of their careers. Support is focused on young researchers just after they obtain their doctorates. Accordingly, an eligibility requirement is placed on the number of years after obtaining a PhD.

**Q1-2** I have ever adopted as a JSPS Research Fellow for Young Scientists. Can I make an application again?

**A1-2** A DC-Fellow alumni can apply for a PD fellowship, but is not able to apply for a DC fellowship again. In the same manner, A PD-Fellow alumni cannot apply for a PD fellowship again.

**Q1-3** I was adopted as a DC-Fellow at first, but during the fellowship tenure, my program categories of the Fellowship had to be changed to PD-Fellow by obtaining doctoral degree. May I apply for a Research Fellowship as a PD-Fellow?

**A1-3** It depends on your type of status of residence in Japan. If you were either a Japanese citizen or a foreigner with permanent residency in Japan, you would be eligible to apply for the Fellowship again. If not, you shouldn't. A person with a doctorate degree who have neither Japanese citizenship nor permanent residency might be able to apply for a JSPS Postdoctoral Fellowship for Foreign Researchers (<https://www.jsps.go.jp/english/e-fellow/index.html>).

**Q1-4** I am currently not affiliated with any research institutions. Am I eligible to apply for a Research Fellowship?

**A1-4** Yes. As for both PD and DC fellowships, it is necessary to satisfy the eligibility requirements stipulated in the Application Guidelines, as of April 1 when the fellowship tenure starts. So that you can make an application without regard to any affiliations at the time of application. Regarding application procedure, PD and DC2 fellowship applicants are required to submit their application forms and files through their prospective host institutions (the institution at the same time to which the host researcher is affiliated), and as for DC1 applicants, they are required to submit them through the graduate school in Japan they are now attending or attended as master course students. However, as for DC1 applicants who are currently being enrolled or were enrolled in overseas graduate school, it is through the prospective host institution in Japan that they should submit applications.

# Before writing, know what is expected for each part

Following information were given as important notes from JSPS

## 【研究計画】欄

「研究の位置づけ」の記入にあたっては、自身の研究計画だけでなく、当該分野の状況や課題等の背景、当該研究計画の着想に至った経緯も含めて記入

## 【研究遂行力の自己分析】欄

- 我が国の学術研究の将来を担う創造性に富んだ研究者の養成・確保という特別研究員制度の趣旨を踏まえ、自身を十分に分析して「研究に関する自身の強み」等を記入
- その際、「研究業績」を記入する場合は、単なる成果物（論文等）の列挙のみとするのではなく、それらも踏まえた自身の強み等を記入

「令和5年度採用分特別研究員 募集・審査に係る  
主な変更点と留意点」, JSPS

[https://www.jsps.go.jp/jpd/data/pd\\_setsumeikai/henkoten.pdf](https://www.jsps.go.jp/jpd/data/pd_setsumeikai/henkoten.pdf)

## Part 2. Research Plan

Rough translation

Describe the **position of the research** to be conducted as a fellow, including the **background and problems in the research field**, and the **circumstances that led to the idea of this research plan**.

## Part 4. Self Evaluation of Research Conductivity

- Based on the purpose of the JSPS Research Fellowship to foster and secure the highly creative researchers who will lead the future academic research in Japan, **analyze yourself thoroughly when writing "your research strengths"**.
- When writing your **"research achievements"**, do not simply list your achievements (publications, etc.), but also **write your strengths using these achievements as evidences**.

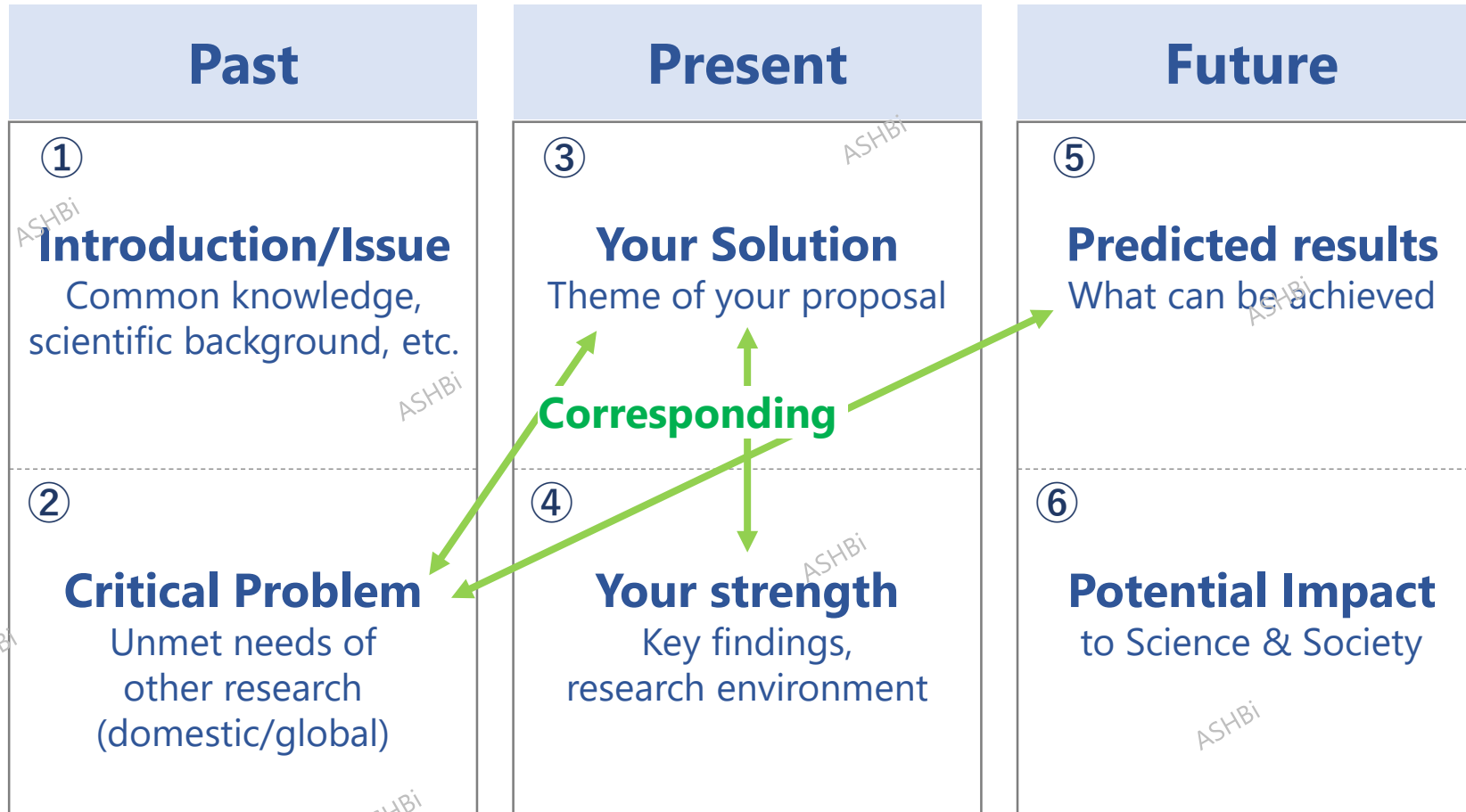


# Appendix 3

## Additional Tips for Effective Storytelling

# Outline framework is effective to construct your story

## Sample of an Outline Framework



Modified from Ono E, "科研費研究計画調書のグラフィックデザイン"  
K-CONNEX Seminar, 2017

Check to see if you have "every component" in your story



# Questions you can use in brainstorming your research plan

- **Which problem are you going to solve?**
- **Why is this problem important?**
- **How will you do it?**
- **What do you plan to find/achieve?**
- **What potential impact can you provide?**



Modified from "Writing an abstract", Australian National University  
<https://www.anu.edu.au/students/academic-skills/research-writing/journal-article-writing/writing-an-abstract>



# Details of difference between Academic & Grant Writing

## *Academic Writing versus Grant Writing: Contrasting Perspectives*

<b>Academic Writing</b>	<b>Grant Writing</b>
<p><b>Scholarly pursuit:</b> <i>Individual passion</i></p> <p><b>Past oriented:</b> <i>Work that has been done</i></p> <p><b>Theme-centered:</b> <i>Theory and thesis</i></p> <p><b>Expository rhetoric:</b> <i>Explaining to reader</i></p> <p><b>Impersonal tone:</b> <i>Objective, dispassionate</i></p> <p><b>Individualistic:</b> <i>Primarily a solo activity</i></p> <p><b>Few length constraints:</b> <i>Verbosity rewarded</i></p> <p><b>Specialized terminology:</b> <i>“Insider jargon”</i></p>	<p><b>Sponsor goals:</b> <i>Service attitude</i></p> <p><b>Future oriented:</b> <i>Work that should be done</i></p> <p><b>Project-centered:</b> <i>Objectives and activities</i></p> <p><b>Persuasive rhetoric:</b> <i>“Selling” the reader</i></p> <p><b>Personal tone:</b> <i>Conveys excitement</i></p> <p><b>Team-focused:</b> <i>Feedback needed</i></p> <p><b>Strict length constraints:</b> <i>Brevity rewarded</i></p> <p><b>Accessible language:</b> <i>Easily understood</i></p>

Porter R, “Why Academics Have a Hard Time Writing Good Grant Proposals”,  
The Journal of Research Administration, vol 38, 2, 2007