

WRITING SEMINAR FOR JSPS DC1/DC2 FELLOWSHIP

Most Popular Research Funding for PhD Students in Japan!



Makoto Shida URA
Research Acceleration Unit
WPI-ASHBi, Kyoto University

Zoom online

4.18日

16:00–17:15





Today's Agenda: Practical Guide for DC1/DC2 Fellowships

1. Basic Info and Application Process

2. Application Set

3. Evaluation System of DC1/DC2

4. Preparing an Effective Proposal



Today's Agenda: Practical Guide for DC1/DC2 Fellowships

1. Basic Info and Application Process

2. Application Set

3. Evaluation System of DC1/DC2

4. Preparing an Effective Proposal



DC1/DC2 basics: funding through your doctoral course



Category	Eligibility for 3yr*PhD courses	Period	Stipend	Funding Amount Research
DC1	M2 <i>D1 starting in Oct 2025/Apr2026</i>	3 years (D1-D3)	200K JPY/month	A ~2.4M JPY B ~2.1M (added to A)
DC2	D1, D2 <i>(already enrolled)</i>	2 years		A ~1.6M JPY B ~1.4M (added to A)

For fellowship starting from Apr 2026

JSPS Deadline **Jun 3 2025**

Contact univ. admin for the **"Internal Deadline"** at your university!

Application Guideline

https://www.jsps.go.jp/file/storage/j-pd/data/recruiting/dc_yoko_en.pdf

Start Preparing Now!

Adoption rate for DC1/DC2 Fellowships

Category	FY2024 Applicants	FY2024 Adoptions Total	
DC1 <i>(prospective)</i>	4,591	15.1% 694	Non-Japanese* <i>*Estimation according to the names of recipients</i> Approx. 40
DC2 <i>(enrolled)</i>	6,367	17.1% 1,091	Approx. 160

Non-Japanese students
are also selected

Statistics

https://www.jsps.go.jp/j-pd/pd_saiyo.html

You need to apply via the E-Registration system

To start, contact univ. admin for

- ID/password

- internal deadline of univ.

Login for the application

研究者養成事業の電子申請について

電子申請とは

電子申請は、従来書面によって行っていた申請手続を、インターネットを利用して行うシステムです。日本学術振興会では、一部の募集事業について平成17年度分（平成16年度受付）より、電子申請システムを利用して申請を受け付けることになりました。

はじめて電子申請システムを利用する場合には、最初に申請機関による事前準備と申請者のID・パスワード発行が必要となります。

海外特別研究員に申請する方で、所属機関から申請者のID・パスワードを発行できない場合は、個人によるID・パスワード発行申請を行ってください。

- * 「海外特別研究員」と表記がある場合には、原則として「海外特別研究員-RRA」を含みます。
- * 本システムは、国際交流事業・科学研究費助成事業・研究者養成事業の単位で申請者及び申請機関担当者（又は部局担当者）のID・パスワードを発行しております。

類型	
1	特別研究員PD
2	特別研究員DC1 特別研究員DC2 若手研究者海外挑戦
3	特別研究員RPD
4	海外特別研究員 海外特別研究員RRA (科学研究費補助金取扱規程（文部省告示）第2条に規定されている研究機関（※）に所属している場合）
5	海外特別研究員 海外特別研究員RRA (個人で申請する場合)

申請フローイメージ

電子申請システム体験版

申請者
評価書作成者
受入研究者

コード一覧
各種操作手引のダウンロード

- 申請者向け
- 申請機関担当者向け
- 部局担当者向け
- 評価書作成者向け
- 受入研究者向け

よくあるご質問

申請者の手続



Admin
submits to JSPS

Application Procedure Manual

https://www.jsps.go.jp/file/storage/j-pd/data/recruiting/sakusei_dc_en.pdf

https://www-shinsei.jsps.go.jp/topyousei/top_ken.html



Application set: need support from others to prepare

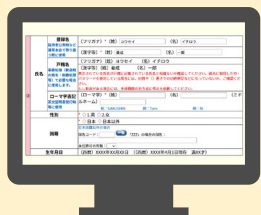
Contact ASAP!

Prepared by
you

Prepared by **your**
academic supervisor

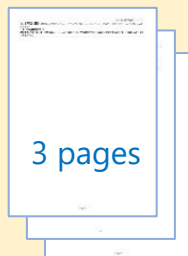
System

Part 1 Applicant Info



JP ONLY!

Part 2 Research Plan




3 pages

Part 3 Compliance



1 page

Part 4 Self Analysis



2 pages

JP/EN

System

Budget Plan



JP/EN

System

Evaluation Report



JP/EN

Seek for assistance!

Application Documents & Manuals
https://www.jsps.go.jp/j-pd/pd_sin.html#u20230706120538



E-Registration System
https://www-shinsei.jsps.go.jp/topyousei/top_ken.html

Summary: basic information of DC1/DC2

Fellowship Overview

- Eligible to both Japanese & **Non-Japanese**
- Support starts **from Apr 2026**
- Adoption Rate(2024) is **DC1:15% DC2:17%**
- JSPS Deadline is **Jun 3** (for 2025)
Check univ's internal deadline!!

Application Process

- Submit via **E-Registration** (電子申請) system
- Seek support from **univ. admin & supervisor**
- **Univ. admin finalizes your application**

Application Set

- **Application Info** (in Japanese) [Part 1]
- **Your Proposal** [Part 2-4]
- **Budget Plan**
- **Supervisor's Evaluation Report**



Today's Agenda: Practical Guide for DC1/DC2 Fellowships

1. Basic Info and Application Process

2. Application Set

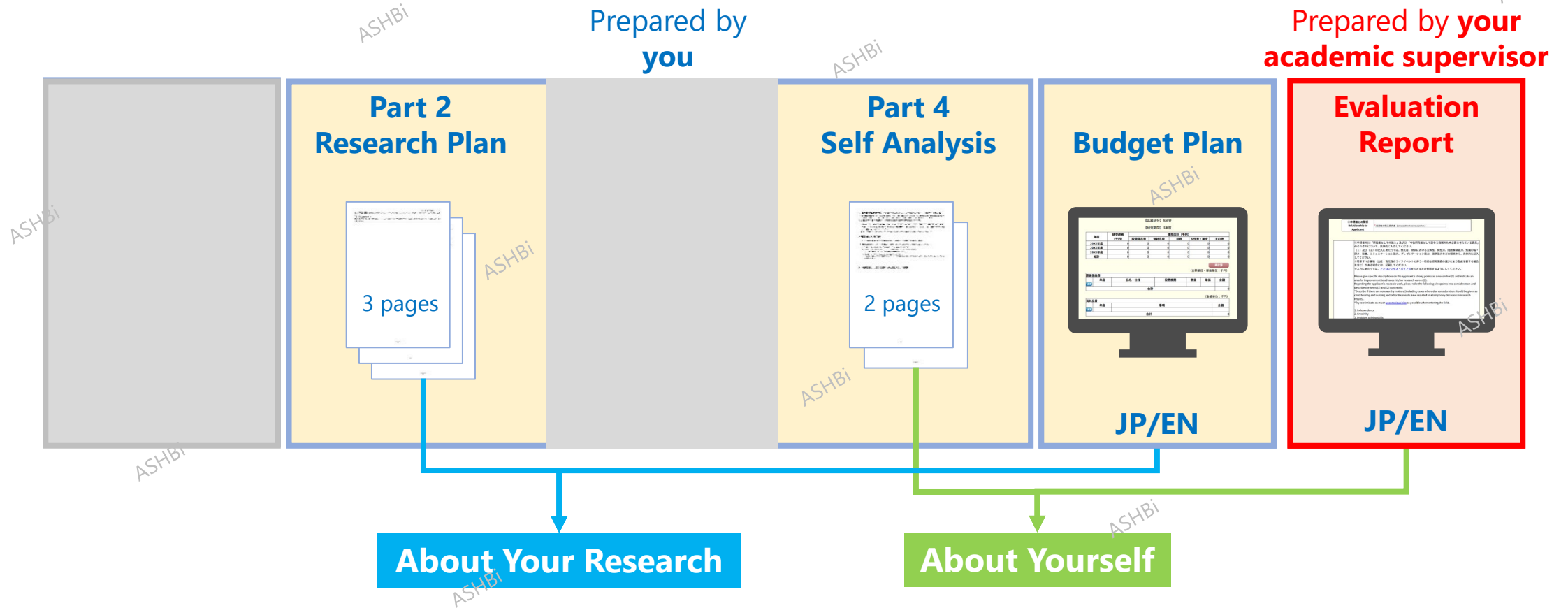
3. Evaluation System of DC1/DC2

4. Preparing an Effective Proposal

Application set consists of basically 2 scopes

For Part 2-4, you need to use the **Japanese template**
(proposal content can be prepared in English)

See appendix for the
“English translation” of
the instruction by JSPS



Application Documents & Manuals

https://www.jsps.go.jp/j-pd/pd_sin.html#u20230706120538

Research Plan is the main body of your research proposal

Your 3-page Research Plan is divided into 2 sections

See appendix for the
"English translation" of
the instruction by JSPS

prepared by **your**
emic supervisor

Part 2 Research Plan

3 pages

[Page 1] Summary and Positioning of Research

- ✓ **Research Summary** (approx. 500 characters)
- ✓ **Positioning of Research**
 - ✓ **Your field's** background & issues to be solved
 - ✓ **Your own** background leading to this proposal
- ✓ **Conceptual Diagram**

[Page 2-3] Research Plan

- ✓ **Research Plan**
 - ✓ Annual Plan with Milestones
 - ✓ Goal at the end of this project
 - ✓ Plan B (when something goes wrong)
- ✓ **Uniqueness & Impact of Your Research**
 - ✓ What makes you/your idea different from others?
 - ✓ What impact can your research produce?
- ✓ **Plans for Overseas Research** (if any)

[Category A] Mandatory
Basic Research Plan
(**DC1**: 2.4 M JPY, **DC2**: 1.6 M JPY)

[Category B]
Additional Research beyond A
Research with Additional Funding
(**DC1** 2.1 M JPY, **DC2** 1.4 M JPY)

About You



Listing/Justifying expenditures explained in your research plan

See appendix for the
"English translation" of
the instruction by JSPS

Prepared by **your**
academic supervisor

[Budget Plan]

✓ Expenditure Item List

- ✓ Equipment, Consumables, Dom/Intl Travel, Honorarium, and Others

✓ Justification of Necessity to Research

✓ Expenditure Unit

- ✓ Thousand Yen (1M JPY→1,000 千円)

[Other Research Fundings (if any)]

✓ Parallel Applications

✓ Other Secured Fundings for FY2026

- ✓ Funding name, Project title, Your role, FY2026 amount, Necessity for application to DC1/DC2

Budget Plan



JP/EN

Application Documents & Manuals

https://www.jsps.go.jp/j-pd/pd_sin.html#u20230706120538



Promoting your strengths & showing what you need to improve

See appendix for the
“English translation” of
the instruction by JSPS

[Part 4] Self Analysis on Applicant's Ability to Conduct Research

- ✓ **Academic Activities/Achievements**
 - ✓ Academic papers (specify peer-reviewed or not)
 - ✓ Other activities (presentations, awards etc.)
- ✓ **Your Ability to Conduct Research**
 - ✓ Effectively refer to activity records as evidences
- ✓ **Your Strength & Qualities**
 - ✓ Specifically explain your strength & qualities
 - ✓ Items can be grouped using provided viewpoints
- ✓ **Improvements for future growth**
 - ✓ Qualities you need to acquire
 - ✓ Activities you will engage during DC1/DC2

Part 4 Self Analysis

2 pages

Prepared by **your
academic supervisor**

Evaluation Report

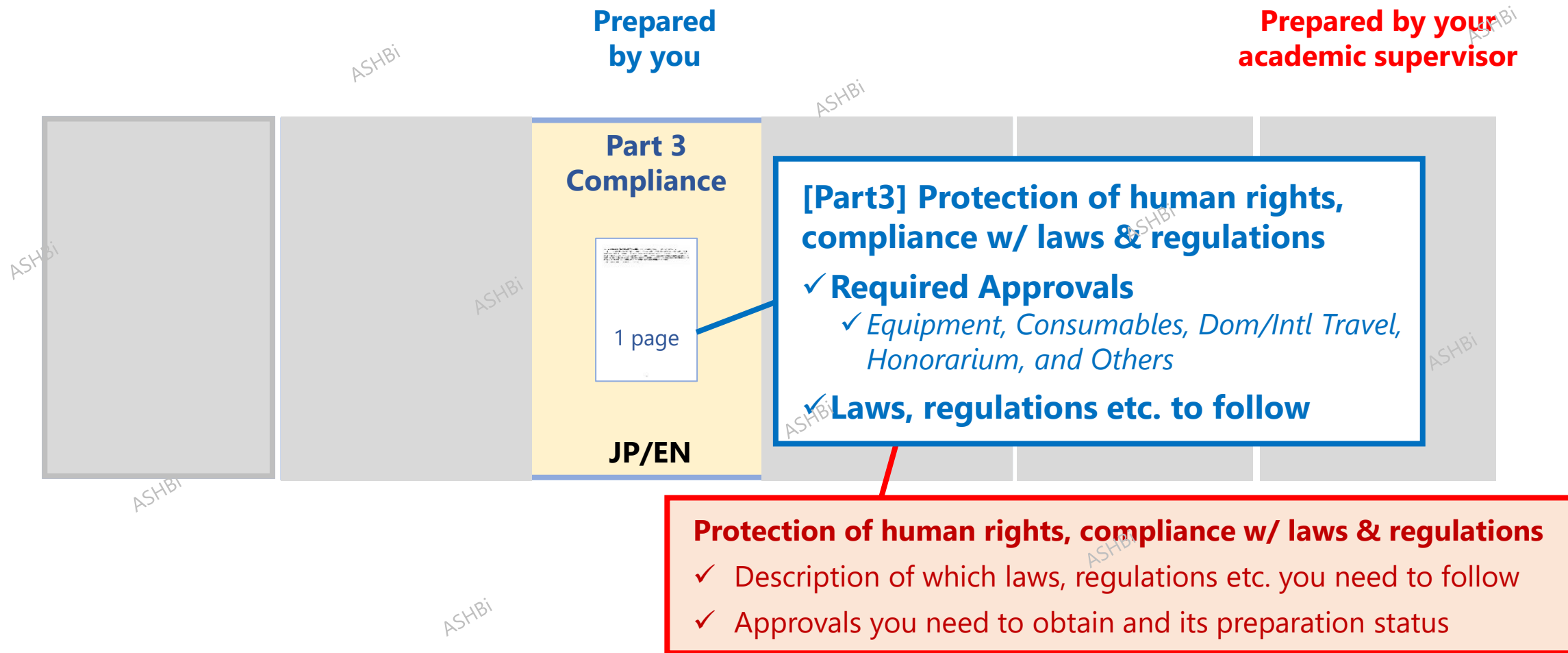


JP/EN

About Yourself

- ✓ **Applicant's Strengths** as Researcher
- ✓ **Qualities that the Applicant Needs to Acquire** for Further Growth as Researcher

Describing your awareness of what you must follow



Application Documents & Manuals

https://www.jsps.go.jp/j-pd/pd_sin.html#u20230706120538



Today's Agenda: Practical Guide of DC1/DC2 Fellowships

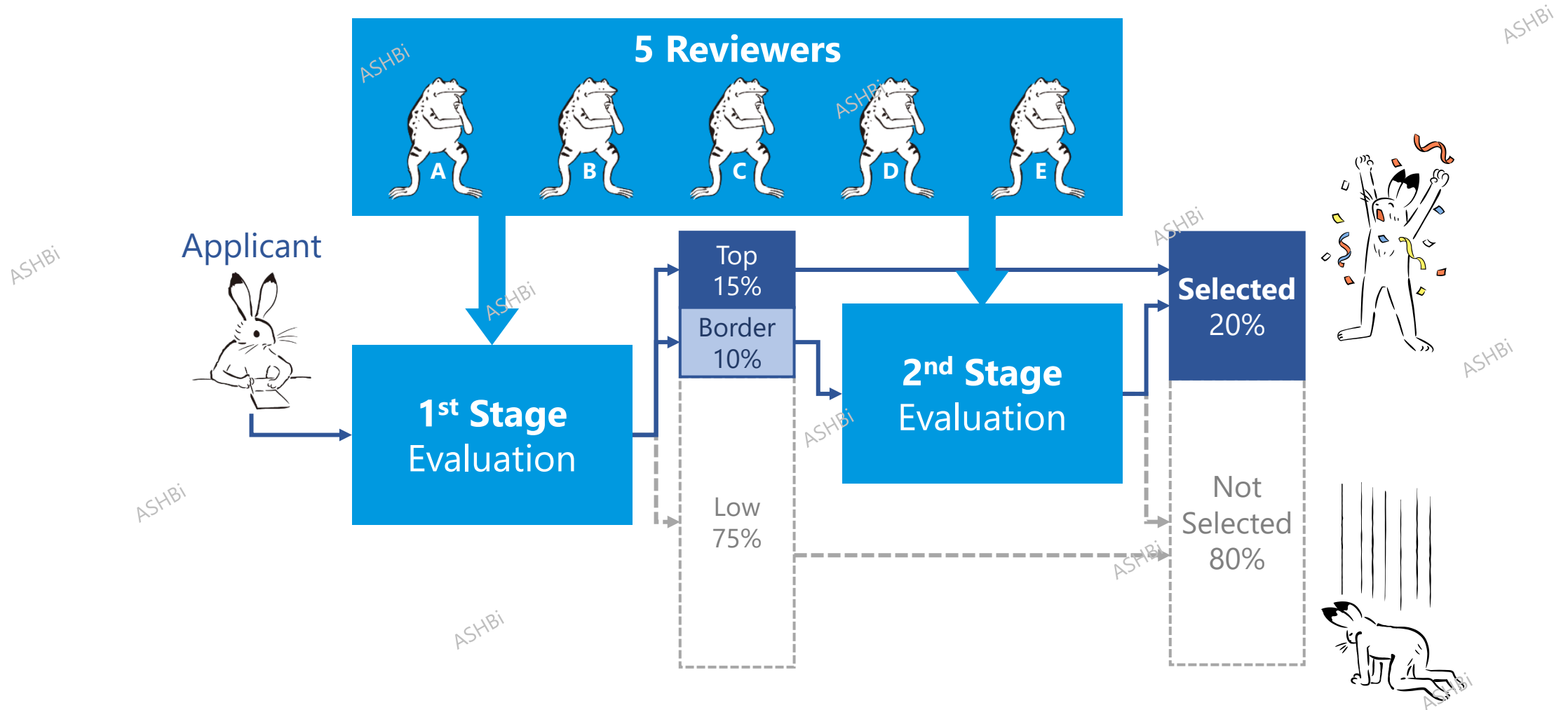
1. Basic Info and Application Process

2. Application Set

3. Evaluation System of DC1/DC2

4. Preparing an Effective Proposal

DC1/DC2 applicants are evaluated by 5 reviewers in 2 stages



Rabbit & Frog Icons: <https://chojugiga.com/>



Your reviewers are selected from the “Screening Set” *DC1: 60, DC2: 61 sets

NOT ALL reviewers are familiar with your “particular field”

[from the DC1 Selection Set]

Biological Sciences	審査区分		書面審査セット
	71	分子レベルから細胞レベルの生物学およびその関連分野	Biology Set 1
	43010	分子生物学関連	
	43020	構造生物化学関連	
	43030	機能生物化学関連	
	43040	生物物理学関連	
	43050	ゲノム生物学関連	
	43060	システムゲノム科学関連	
	Biology Selection Set 2		Biology Set 3
	73	個体レベルから集団レベルの生物学と人類学およびその関連分野	
	45010	遺伝学関連	
	45020	進化生物学関連	
	45030	多様性生物学および分類学関連	
	45040	生態学および環境学関連	
	45050	自然人類学関連	Biology Set 4
	45060	応用人類学関連	
	74	神経科学およびその関連分野	
	46010	神経科学一般関連	
	46020	神経形態学関連	
	46030	神経機能学関連	

https://www.jsps.go.jp/j-pd/pd_sinsa-set.html

Set 2: Biology at cellular to organismal levels

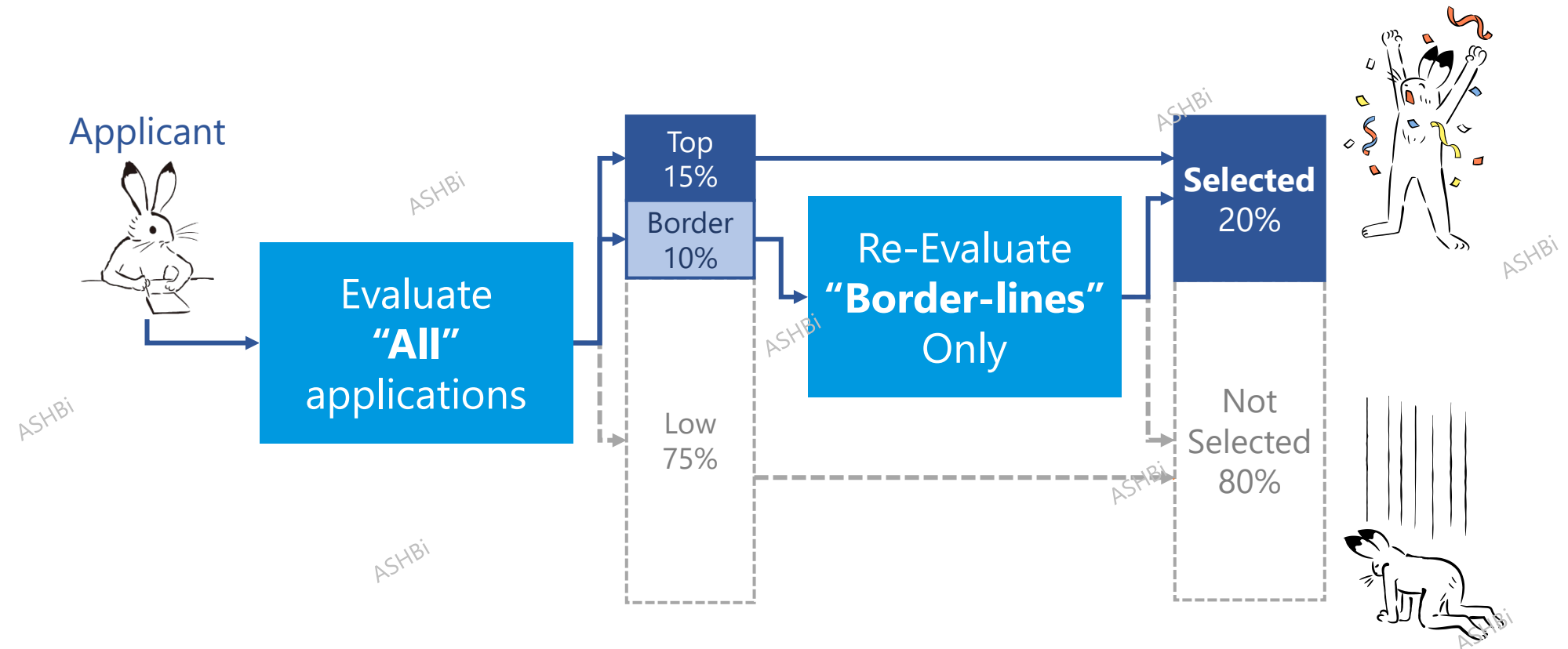
44010	Cell biology -related
44020	Developmental biology -related
44030	Plant molecular biology and physiology -related
44040	Morphology and anatomical structure -related
44050	Animal physiology chemistry, physiology and behavioral biology -related



“Selection Set” is provided **ONLY in Japanese**, so ask your colleague for help

Almost 90% of the results are decided in the 1st Stage


Sorting is done by the **Average** of 5 reviewer's "**Overall Score**"



Rabbit & Frog Icons: <https://chojugiga.com/>



Overall Score: applicants are unevenly distributed to a score of 1-5




Applicants

Overall Score

1




2




1 or 2
given to
70%

3



4



5



Need 4 or 5
to be in
Top 20%

Screening policy: 2 Rating Elements in addition to Overall Score

Although only the Overall Score is used for sorting,
reviewers must also provide **2 Rating Elements**

The general screening policy is as follows:
[Screening policy]

DC1 Research Fellowships, DC2 Research Fellowships

(i) That the applicant provides the background leading to the establishment of the research theme, and that the approach is significant; that the method of research is unique, and that the future prospects of the research project are described.

(ii) That the applicant has great potentials to become an outstanding researcher who will shoulder the future of science.

https://www.jsps.go.jp/file/storage/j-pd/data/recruiting/dc_yoko_en.pdf

**Conception & Originality
of the Research Plan**

Potential as a Researcher



Summary: Application Set & Evaluation System

Proposal	<p>4 parts</p> <ul style="list-style-type: none">• Research Plan• Compliance• Self Analysis of Ability• Budget Plan
Reviewers	<p>5 Reviewers from 60/61 Screening Sets</p> <p><i>Reviewers may not be experts of your field</i></p>
Evaluation	<p>2 stage evaluation</p> <p><i>Most are decided in 1st stage (1 chance)</i></p> <p>Overall Score+2 Rating Elements</p> <ul style="list-style-type: none">• Conception & Originality of Research Plan• Potential as a Researcher

Make sure to explain in **easy-to-understand story & language!**



Today's Agenda: Practical Guide for DC1/DC2 Fellowships

1. Basic Info and Application Process

2. Application Set

3. Evaluation System of DC1/DC2

4. Preparing an Effective Proposal

Before writing, we need to understand the reviewer's situation

Your proposal needs to be **understood quickly & easily** by your reviewers

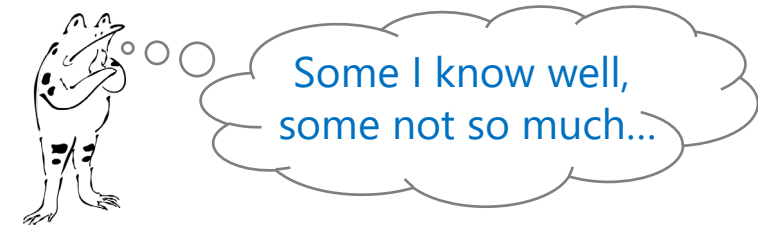
Evaluate many applications
in a short period



The story needs to be easily
understood at a glance

Each "Screening Set"
covers a broad field

Set 2: Biology at cellular to organismal levels	
44010	Cell biology -related
44020	Developmental biology -related
44030	Plant molecular biology and physiology -related
44040	Morphology and anatomical structure -related
44050	Animal physiology chemistry, physiology and behavioral biology -related



The story needs to be easily
understood from other fields

Your research plan: who is your audience?



You
(Applicant)

Your point of view

Research Plan




You need a
reviewer's
point of view!



You need to connect both you and reviewer's viewpoint



You
(Applicant)
Your point of view



Reviewer
Reviewer's point of view

Research Plan



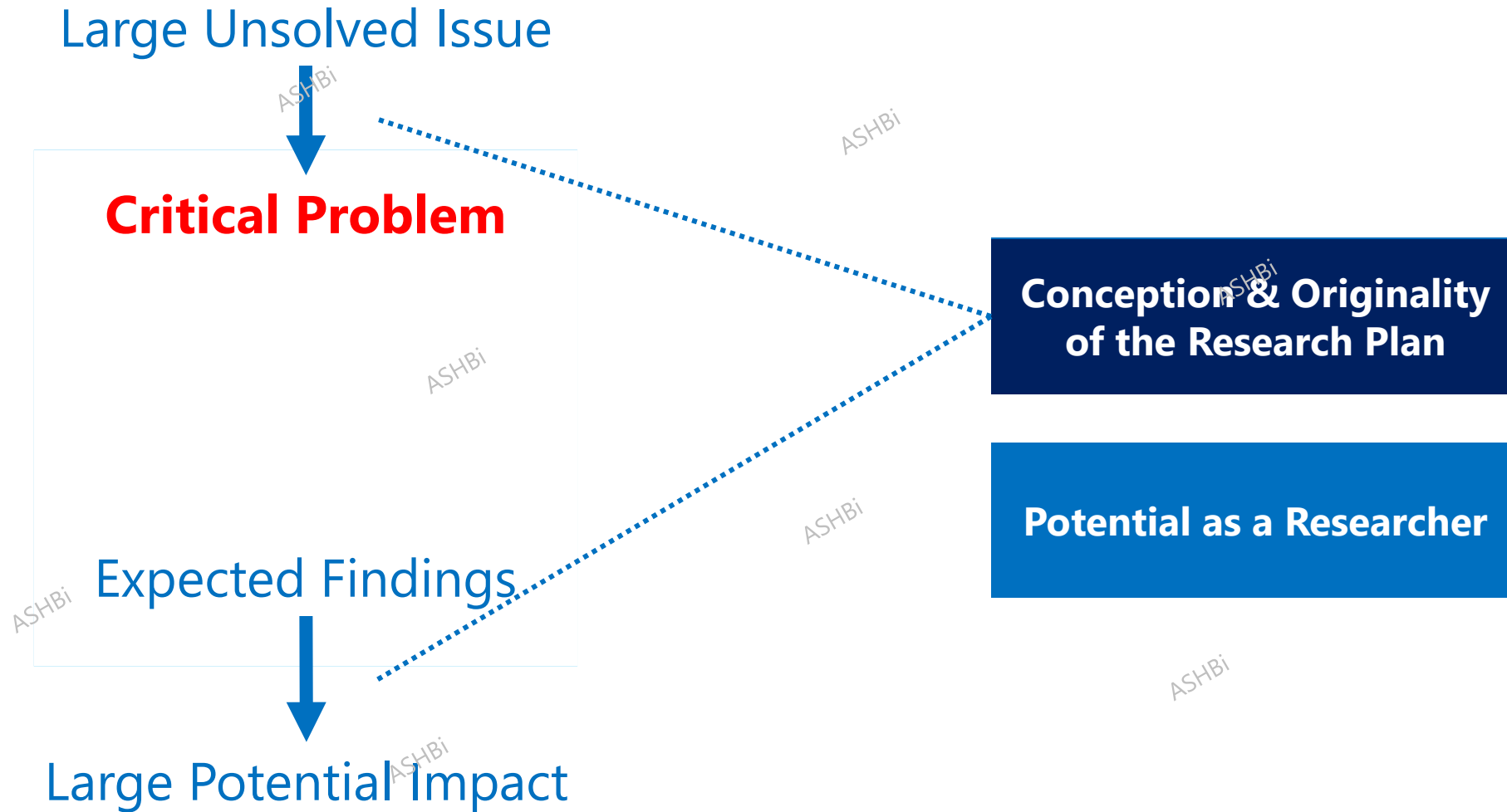
**Conception & Originality
of the Research Plan**

Potential as a Researcher

You need to satisfy both point of view

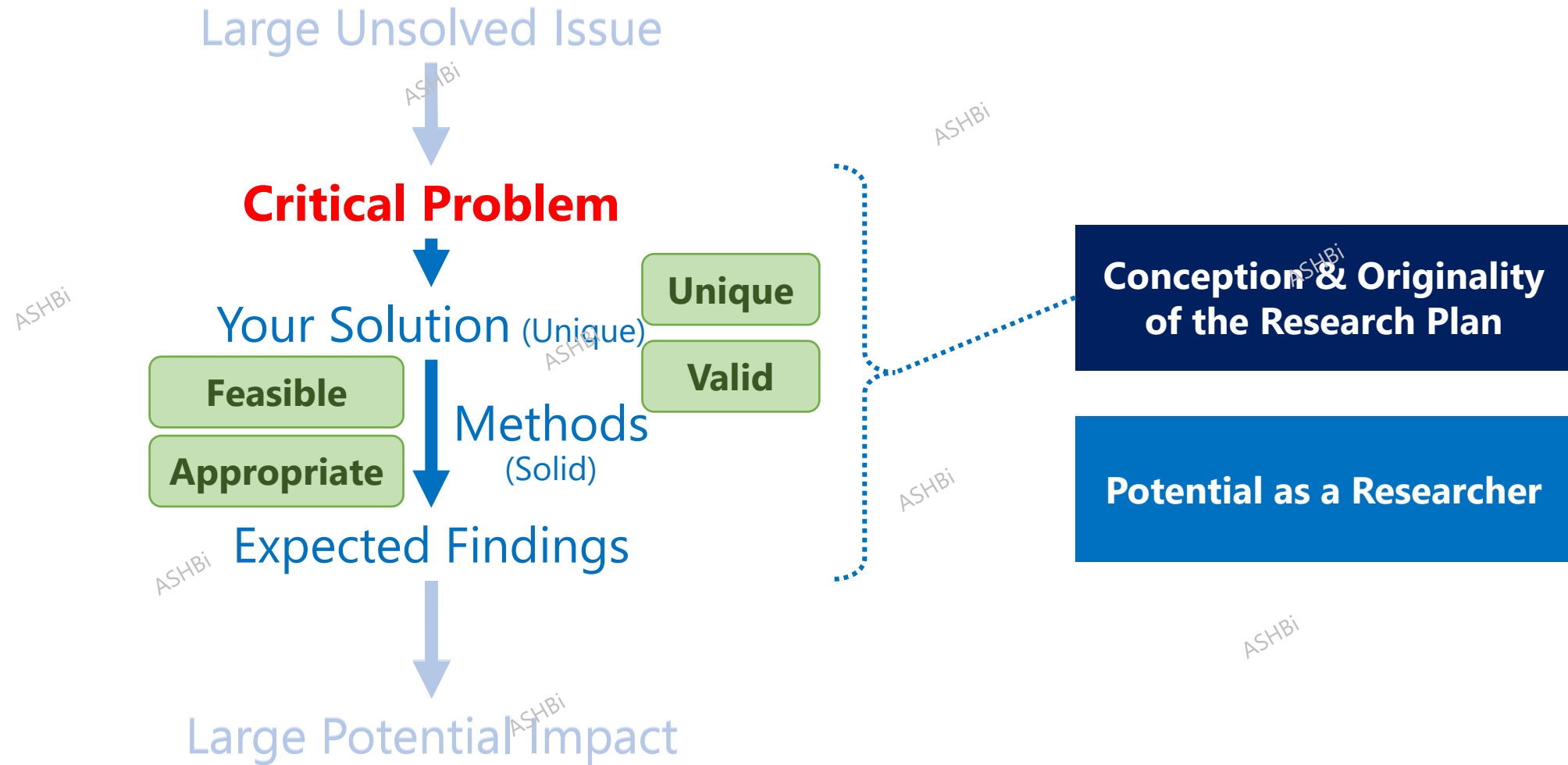


Crafting a Storyline: 1) Address the importance of your research

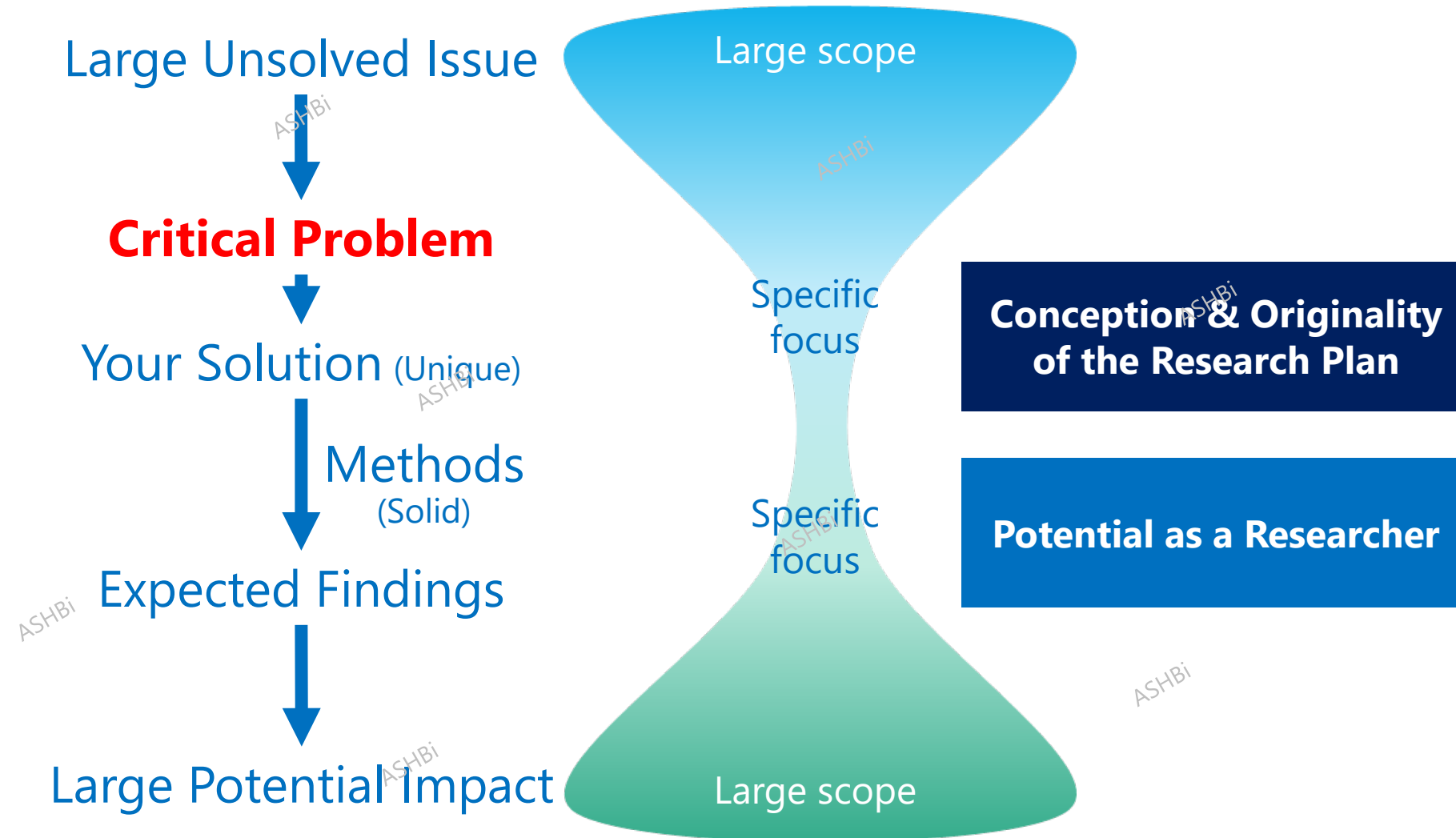




Crafting a Storyline: 2) Address the uniqueness & feasibility



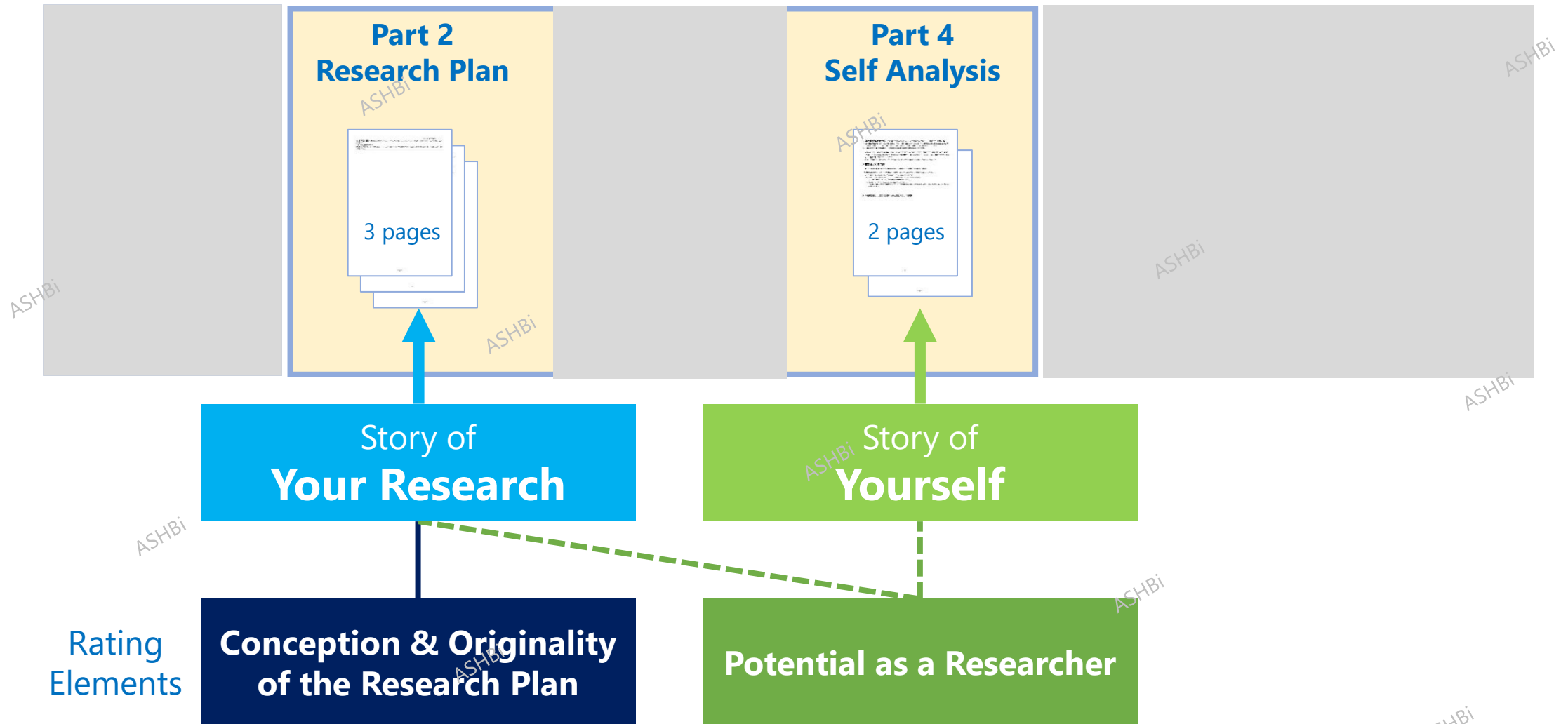
Effective Story-“line” has an “Hourglass” like structure



Modified from Scanlan C, "The hourglass: serving the news, serving the reader" Poynter, 2003
<https://www.poynter.org/reporting-editing/2003/the-hourglass-serving-the-news-serving-the-reader/>



Besides research story, you need to convey yourself





What is a Researcher's "Potential"?

One reviewer's point of view

How will you develop your career as an independent researcher?

Comments from
Prof. Satoshi Horike
Grad. Sch. Science,
Kyoto University



Are these factors answered in the proposal?

- 1. Understanding your own & lacking abilities**
- 2. Overcoming pathways to acquire the lacking abilities**
- 3. Mindset of an independent researcher**
- 4. Hypothesis building and feasible/logical process**
- 5. Contribution to science and research from outcome**

Story of
Yourself

Story of
Your Research

Useful tips in preparing an effective proposal

Tip #1: Grant Writing is different from Paper Writing

Tip #2: Creating an “Hourglass Storyline” with necessary factors

Tip #3: Prepare “diagrams” to visualize your plan

Tip #4: Use “Easy-to-understand Format & Language”

Tip #5: Obtain Third Person’s View via Feedback

Tip #1: “Grant Writing” is different from “Paper Writing”

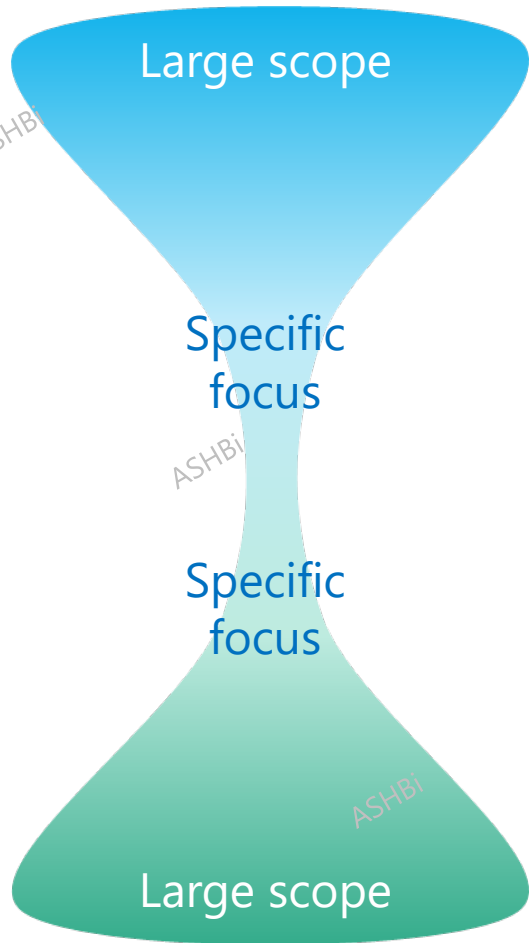
What you need to convey is different

Paper Writing	vs	Grant Writing
Past oriented Work that has been done		Future oriented Work that should be done
Theme-centered Theory and thesis		Project-centered Objectives and activities
Specialized terminology “Insider jargon”		Accessible Language Easily understood
Expository rhetoric Explaining to the reader		Persuasive rhetoric “Selling” to the reader

Modified from Porter R, “Why Academics Have a Hard Time Writing Good Grant Proposals”
The Journal of Research Administration, vol 38, 2, 2007

In **Grant Writing**, you need to **sell “your future plan”**

Tip #2: Create your “Hourglass Storyline” using a template



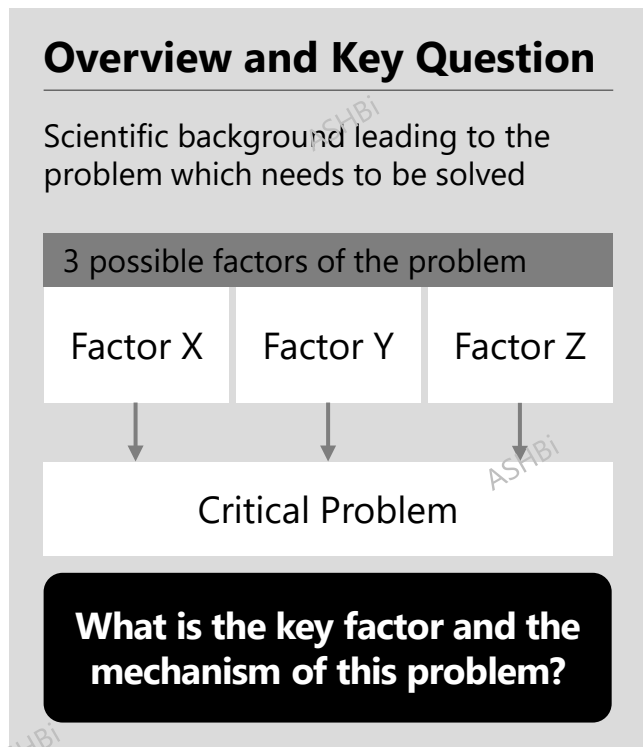
[A] Issue you will tackle	and	[B] reason why it is important to the field
Recent studies show		[C] to what extent the topic has been elucidated
However,		[D] Critical problem and the reason why it can't be solved
My previous studies led to		[E] unique achievements that you will utilize
Therefore, I aim to elucidate		[F] Objective of this project
by		[G] Your strategy/method and the conditions to be met
If this is achieved, then		[H] How your research field will be accelerated
Furthermore, it can		[I] Potential implications in other fields

Modified from Olson R, "The Narrative Gym: Introducing the ABT Framework for messaging and communication",
Prairie Starfish Press 2020

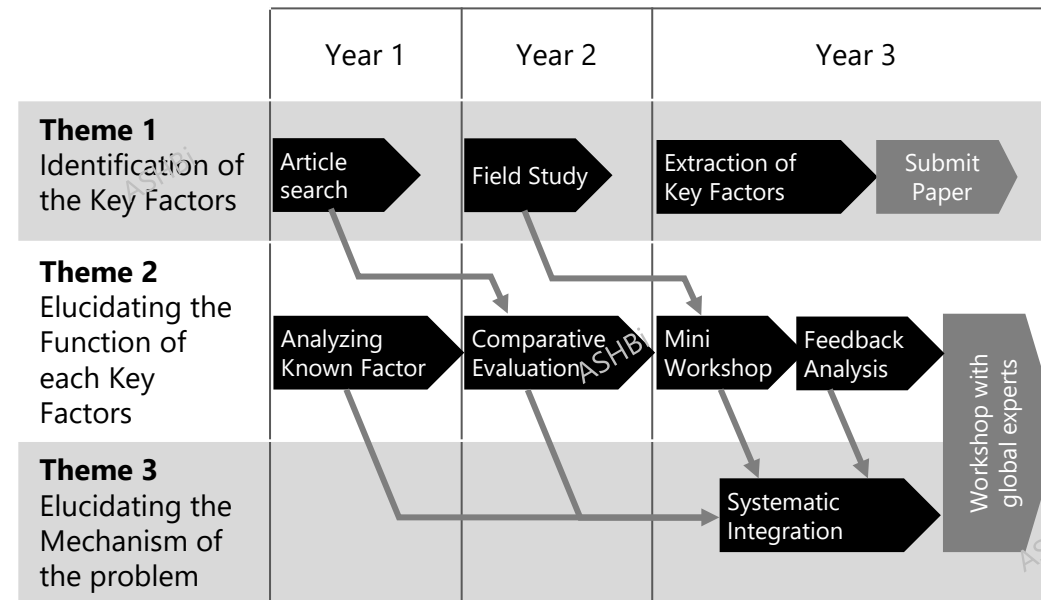
You can create an **outline of your storyline**
by filling out these components.

Tip #3: Prepare “diagrams” to visualize your plan

e.g. Conceptual diagram



e.g. Project timeline

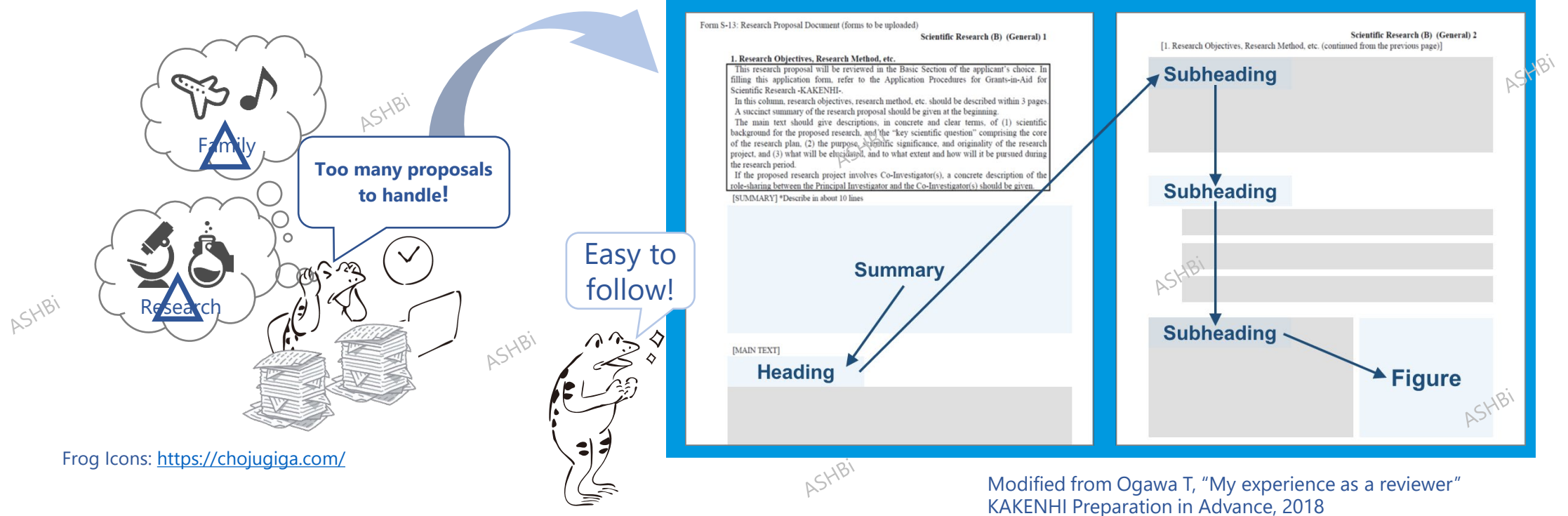


Modified from Ono E, “科研費研究計画調書のグラフィックデザイン”, 2019
https://ashbi.kyoto-u.ac.jp/ja/wp-content/uploads/sites/4/2019/11/ASHBi_KAKENHI2019_02-Ono.pdf

Make sure to have your figures legible in black-and-white!

Visualizing your storyline will enable reviewers to **capture the story at a glance**

Tip #4: Use “Easy-to-understand Format & Language”



- Highlighting key phrases with **bold**/underline
 - Showing headers in Japanese (e.g. 研究目的)
- can be very effective

Effective placement of **summary, headers and figures** will guide reviewers' eyes in **capturing your story**

Tip #5: Obtain third person's view via the feedback

Check to see how much of your proposal is understood by others



Your **reader is the reviewer**, not you

Acknowledgements

ASHBi Research Acceleration Unit

Tadashi Ogawa

Spyros Goulas

Hiromi Inoue

Providing Materials/Feedbacks

Satoshi Horike, Grad. Sch. Sci., Kyoto University

Eiri Ono, IIMC, Kyoto University

Hiromi Sumita, LiMe, Kyoto University

Fumi Komori, WPI-ASHBi



ASHBi Research Acceleration Unit

ASHBi Research Acceleration Unit creates and manages workshops and seminars for early-career researchers and graduate students to advance their skills in their research activities.





Upcoming Seminar from ASHBi Research Acceleration Unit

Insights into Telling your Story Effectively in a Scientific Paper

2025
Friday, June 6
16:00 – 17:15

After the DC1/DC2 Deadline! (Jun 3)



[Speaker]

Spyros Goulas

Scientific Advisor, ASHBi Research Acceleration Unit

I will be sharing with you my insights as a former editor at Cell Press on how to publish your work more successfully.

I will be discussing the function and value of the narrative, or so-called “storytelling”, of a scientific paper and share tips and strategies on how to prepare a paper in order to tell your story more effectively.

Registration
URL



**Other Upcoming
Seminars**

Jul 15 Visualizing your Research!

Aug 1 KAKENHI Writing Seminar



Q&A Session



FAQs regarding eligibility

– Can D3 (in 3-year PhD courses) students apply?

A: No, as you would usually be expected to finish the course by Apr 2026.

– I am currently outside of Japan, but I have a host lab which will accept me from next April. Can I still apply to DC1 Fellowship?

A: Yes, you can apply. In this case, the application shall be submitted to your (future) host university. Please contact your host lab and the univ. admin. for details.

– Can MEXT (and other) scholarship recipients apply?

A: Yes, but you must forfeit scholarship when selected (Can't receive both). Please consult with your univ. admin. in advance.

– Can we get tuition exemptions?

A: It depends. Please ask your univ. admin. for your univ.'s incentive options.

– I'm a non-Japanese postdoc. Is there a Fellowship which I can apply?

A: JSPS Fellowships for Research in Japan (Standard) can be an option. Please see appendix for details. (PD Fellowship is for Japanese or Permanent Residence holders)

FAQs regarding Publications & Research Fields

– I don't have any publication yet. Do I still have a chance?

A: Publication can be an advantage but there have been applicants selected without publication records. You can show alternative evidences (Preliminary data, conference presentations, gradings, awards, other activity records, etc.) to show your steady progress and capability.

In addition, JSPS requests reviewers to provide a fair review from the perspective of fostering researchers and NOT to evaluate with bias toward achievements (e.g. publications).

– Does the category or field which we apply to determine the success rate of the application?

A: As you see below in the statistics for FY2024 DC1, there are not much differences between research fields.

Category	Humanities	Social Sciences	Mathematical & Physical Sciences	Chemistry	Engineering Sciences	Informatics	Biological Sciences	Agricultural & Environmental Sciences	Medical, Dental & Pharmaceutical Sciences	Total
Applications	435	415	639	469	798	376	449	414	596	4,591
Selections	61	61	98	73	119	57	71	65	89	694
Adoption Rate	14.0%	14.7%	15.3%	15.6%	14.9%	15.2%	15.8%	15.7%	14.9%	15.1%

FAQs regarding English vs Japanese

– Is it better to write the documents in Japanese? Does it raise my chances over writing it in English?

A: You can write in Japanese, but there is a risk of being regarded as a native/fluent Japanese speaker which may turn into a disadvantage if the fluency is not native level.

On the other hand, **Providing Headers in Japanese** as well as **effective highlighting** can be beneficial to the reviewers.

Example

(2) 研究目的・内容等 本項目は2頁に収めてください。

① 特別研究員として取り組む研究計画における研究目的、研究方法、研究内容について記入してください。

② どのような計画で、何を、どこまで明らかにしようとするのか、特別研究員奨励費の応募区分（下記（※）参照）に応じて、年次計画を示し、具体的に記入してください。研究計画が想定通り進まなかった場合の対応方法があれば、あわせて記入してください。

③ 研究の特色・独創的な点（先行研究等との比較、本研究の完成時に予想されるインパクト、将来の見通し等）

Highlight

Header + Highlight

【研究目的】 Purpose of this research is to elucidate **the key factors in structuring effective English proposals for competitive funding in Japan.** namely KAKENHI. Through the comparative analysis of 1) successful proposals and 2) unsuccessful proposals in both Japanese and English, I will identify the common factors which differentiates success from failure as well as the unique factors only found in successful Japanese proposals. By identifying the unique factors only found in Japanese proposals, non-Japanese applicants will be able to implement these factors into their proposals prepared in English to make them equally competitive as the successful Japanese proposals.

【研究の特色・独創性】 Comparative analysis of Japanese/English proposals

In the past studies, comparative analysis of successful and unsuccessful were only made with the Japanese proposals. Therefore, know-how was not visible to the non-Japanese speakers making it difficult to prepare effective proposals in English. At ASHBi, institute which I belong, 40% of the researchers are non-Japanese, allowing access to multiple English proposals in addition to the Japanese proposals. Also, my over 5 year's experience of KAKENHI support to ASHBi researchers and providing KAKENHI writing seminars in English enables me to identify the key factors to success. Combining my experience with the access to both Japanese/English proposals, I am in a unique position to conduct a comparative analysis of both Japanese/English proposals to identify the key factors for preparing an effective English proposals which will be



Appendix 1

DC1/DC2 Application Forms



A1-1 [Part 2] Research Plan p1



https://www.jsps.go.jp/file/storage/j-pd/data/recruiting/03_dc_naiyo_en.pdf

(Application Content File for DC Research Fellowships)

【2】 Research Plan Provide a concise statement using conceptual diagrams, etc. as necessary. You must not change the format or add extra pages.

(1) Outline/Summery and Positioning of the Research *The maximum length of this section is one (1) page.

- Firstly, state the title of the research and provide its outline/summery in about 500 double-byte (1,000 single-byte) characters on the upper part of the page.
- Then, describe the positioning of the research that you will pursue as JSPS Research Fellow, including the current trends, issues, and other background information on the relevant research area, and how you came to conceive your research plan.



A1-2 [Part 2] Research Plan p2 3



https://www.jsps.go.jp/file/storage/j-pd/data/recruiting/03_dc_naiyo_en.pdf

[2] Research Plan (Continued) Provide a concise statement using conceptual diagrams, etc. as necessary. You must not change the format or add extra pages.

(2) Research Objectives, Description, etc. *The maximum length of this section is two (2) pages in total.

- (i) State the objectives, methods, and details of the research in the research plan you will pursue as JSPS Research Fellow.
- (ii) Give a specific description of your research plan, what you aim to establish, and to what extent by showing your scheme for each year. This should be in line with the funding category (the range of total budget) you choose for Grant-in-Aid for JSPS Fellows (See the remark* below). If you have any alternatives to take when your research is not carried out as planned, describe them.
- (iii) Explain also, the features and uniqueness of your research (comparison to prior studies, etc., expected impacts upon completion of the research, future prospects, etc.).
- (iv) If your research plan is positioned as part of the research activities of your affiliated laboratory, identify the portion you will be responsible for.
- (v) If you plan to engage in research at research institutions other than the host research institution (including overseas research institutions, etc.) during the research plan period, provide the specifics of the plan.

*If the research period for Grant-in-Aid for JSPS Fellows is 3 years (DC1 only), the total budget shall be: maximum 2.4 million yen for [Funding Category A]; over 2.4 million yen and up to 4.5 million yen for [Funding Category B]. If the research period is 2 years, the total budget shall be: maximum 1.6 million yen for [Funding Category A]; over 1.6 million yen and up to 3 million yen for [Funding Category B]. If the research period is 1 year, the total budget shall be: maximum 800,000 yen for [Funding Category A]; over 800,000 yen and up to 1.5 million yen for [Funding Category B]. (Funding Category B can be selected only if you need extra budget to carry out your research plan.)

(Note) Delete this line and the explanation below in italics and the diagram when completing this Application Form.

• All applicants must describe their research plan for Funding Category A. Then, if you have specific needs to exceed the maximum total budget for Funding Category A in order to carry out your research plan for Funding Category B, give a short description of how your

A1-2 [Part 2] Research Plan p2 3 cont'd

Part 2 Research Plan

3 pages

[2] Research Plan (Continued) Provide extra pages.

(2) Research Objectives, Description, and Details

- (i) State the objectives, methods, and details of the research plan.
- (ii) Give a specific description of your research plan in one line with the funding category (the range of total budget to take when your research is not carried out as planned).
- (iii) Explain also, the features and uniqueness of your research prospects, etc.).
- (iv) If your research plan is positioned as part of the research plan period, provide the specifics of the plan.
- (v) If you plan to engage in research at research institution, provide the specifics of the plan.

*If the research period for Grant-in-Aid for JSPS Fellows is 2 years, the total budget for [Funding Category B] is 2.4 million yen for [Funding Category B]. If the research period is 1 year, the total budget for [Funding Category B] is 1.2 million yen for [Funding Category B]. (Funding Category B can be selected only if you are a DC2 Fellow for a research period of two years or a DC1 Fellow for a research period of three years.)

(Note) Delete this line and the explanation below in italics and the diagram when completing this Application Form.

- All applicants must describe their research plan for Funding Category A. Then, if you have specific needs to exceed the maximum total budget for Funding Category A in order to carry out your research plan for Funding Category B, give a short description of how your plan is different from the research plan for Funding Category A (details of additional research to be conducted).

(Example) If you are a DC2 Fellow to be carrying out a project under Grant-in-Aid for JSPS Fellows for a research period of two years

Category A

A research plan to be carried out with a maximum total budget of 1.6 million yen
(The research plan which will become the basis of your research as JSPS Research Fellow) (*Must be provided by all applicants)

Only if you have specific needs to exceed the maximum total budget of 1.6 million yen in order to carry out your research plan, give a short description on how your plan is different from the research plan for Funding Category A (details of additional research to be conducted) (*Only applicants who choose Funding Category B)

Category B

(Example) If you are a DC1 Fellow to be carrying out a project under Grant-in-Aid for JSPS Fellows for a research period of three years

Category A

A research plan to be carried out with a maximum total budget of 2.4 million yen
(The research plan which will become the basis of your research as JSPS Research Fellow) (*Must be provided by all applicants)

Only if you have specific needs to exceed the maximum total budget of 2.4 million yen in order to carry out your research plan, give a short description on how your plan is different from the research plan for Funding Category A (details of additional research to be conducted) (*Only applicants who choose Funding Category B)

Category B

- Your choice of [Funding Category A or B] will affect neither the selection of Research Fellows nor the review for Grant-in-Aid for JSPS Fellows.

- You should highlight your plans, if any, to collaborate with global researchers or to engage in research abroad or participate in overseas training.

(Note) Delete this line and the explanation below in italics and the diagram when completing this Application Form.

- All applicants must describe their research plan for Funding Category A. Then, if you have specific needs to exceed the maximum total budget for Funding Category A in order to carry out your research plan for Funding Category B, give a short description of how your plan is different from the research plan for Funding Category A (details of additional research to be conducted).



A1-3 [Part 3] Compliance



https://www.jsps.go.jp/file/storage/j-pd/data/recruiting/03_dc_naiyo_en.pdf

【3】 Protection of Human Rights and Compliance with Laws and Regulations *The maximum length of this section is one

(1) page. You must not change the format or add extra pages.

Use this column to describe the actions and measures you will implement if your **【2】 Research Plan** includes research activities that require actions based on guidelines, laws and regulations, etc. (including guidelines, laws and regulations, etc. of the countries/regions in which joint international research may be conducted), including research that requires obtaining consent and/or cooperation of counterparts, research that requires special attention in the handling of personal information, and research that requires actions related to bioethics and/or biosafety and research that requires security export control.

Provide specific information on the status of the approval process, as this will apply to surveys, research, experiments, and other activities that would require approval by an internal or external intelligence committee, ethics board, or other review boards, for example, questionnaire/interview/behavioral surveys involving personal information (including personal histories and videos), surveys, etc. of domestic and foreign cultural heritage sites, use of donated specimens, research of invasive nature, research requiring informed consent, human genome analysis, genetic recombination experiments, animal testing and research on sensitive technologies.

Indicate “not applicable” if this does not apply to your research plan.

A1-4 [Part 4] Self-analysis on applicant's ability

Part 4 Self Analysis

2 pages

https://www.jsps.go.jp/file/storage/j-pd/data/recruiting/03_dc_naiyo_en.pdf

【4】 Self-analysis on applicant's ability to conduct research *The maximum length of this section is two (2) pages in total. You must not change the format or add extra pages.

JSPS established the Research Fellow Programs to foster and support creative researchers who will become future leaders of scientific research in Japan. With considering the purpose of JSPS Research Fellow Programs, analyze your ability to conduct researches in relation to your past engagements in research activities, etc.

(Note) Delete this line and the explanation below in italics when completing this Application Form.

- *Firstly, provide the list of your outcome (papers, etc.) of past research activities, if any, to evidence your statement. Each item should be numbered for being identified. In your description, it is desirable to mention those outcomes with their item number for explaining your self-analysis.*
- *In showing the outcome (papers, etc.), provide sufficient information so that the works can be identified.*
- *For academic papers, Provide the title, author(s), name of journal, volume and year of publication. Indicate whether the paper has been peer-reviewed. Those which are under review should be marked "Under Review."*



A1-4 [Part 4] Self-analysis on applicant's ability (cont'd)



【4】 Self-analysis on applicant's ability

must not change the format or add extra pages.

JSPS established the Research Fellow Programs
considering the purpose of JSPS Research Fellow Program
etc.

(Note) Delete this line and the explanation below

▪ Firstly, provide the list of your outcome (papers, etc.) of past research activities, if any, to evidence your statement. Each item should be numbered for being identified. In your description, it is desirable to mention those outcomes with their item number for explaining your self-analysis.

▪ In showing the outcome (papers, etc.), provide sufficient information so that the works can be identified.

▪ For academic papers, Provide the title, author(s), name of journal, volume and year of publication. Indicate whether the paper has been peer-reviewed. Those which are under review should be marked "Under Review."

(Note) Delete this line and the explanation below in italics when completing this Application Form.

▪ Firstly, provide the list of your outcome (papers, etc.) of past research activities, if any, to evidence your statement. Each item should be numbered for being identified. In your description, it is desirable to mention those outcomes with their item number for explaining your self-analysis.

▪ In showing the outcome (papers, etc.), provide sufficient information so that the works can be identified.

▪ For academic papers, Provide the title, author(s), name of journal, volume and year of publication. Indicate whether the paper has been peer-reviewed. Those which are under review should be marked "Under Review."

▪ For publication of research findings, provide the author(s), title, name of conference, venue, month and year of the conference. Indicate oral presentation or poster:

/ [Example: the list of outcome]

1. Academic paper

2. Academic paper

3. publication of research findings (oral presentation)


4. Award

▪ In entering your statements, be specific in describing your strengths/qualities in research, e.g., from the perspective of independence, inspiration, problem-solving abilities, breadth/depth of knowledge, technical/communication/presentation skills, etc. Try to be creative in how to present them, for example, by itemizing the strengths/qualities as necessary.

▪ Provide your ideas about the qualities that you think you will need to acquire for further growth as researcher and activities you would like to engage in with enthusiasm.

A1-5 Budget plan & Other Research Funding

Budget Plan is inputted via the system. You need to explain the budget details and its necessity.



【2】研究計画 別添
特別研究員奨励費（特別研究員）
(金額単位：千円)

研究経費とその必要性

応募区分

A or B

	研究経費 (千円)	設備備品費	消耗品費	使用内訳 (千円)	
				旅費	人件費・謝金 その他
研究経費 (千円未満の 端数は切り 捨てる)	2026年度				
	2027年度				
	2028年度				
	総計				

Total Budget

(automatic calculation)

年度	設備備品費の明細
	品名・仕様
	設置機関
	数量
	単価
	金額

年度	消耗品費の明細
	事項
	金額

Equipment

[Fiscal Year]
[Item Name]
[Installed at]
[Quantity]
[Unit Price]
[Amount JPY]

Consumables




[Fiscal Year]
[Item Name]
[Amount JPY]

Necessity to Research

(within 1,000 characters)

Necessity to Research

(within 1,000 characters)

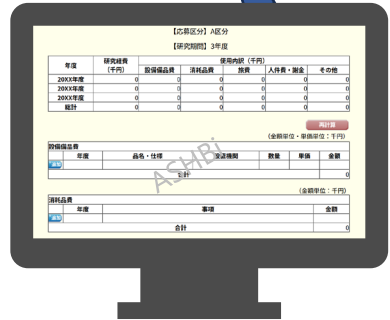
国内旅費の明細		外国旅費の明細		人件費・謝金の明細		その他の明細	
年度	事項	金額	事項	金額	事項	金額	事項
Travel (Dom/Intl) [Fiscal Year] [Description] [Amount]				Honorarium [Fiscal Year] [Description] [Amount]		Others [Fiscal Year] [Description] [Amount]	
<div style="display: flex; justify-content: space-around; align-items: center;"> <div style="text-align: center;">  <p>Necessity to Research (within 1,000 characters)</p> </div> <div style="text-align: center;">  </div> <div style="text-align: center;">  </div> </div>							

Amount are in
thousands JPY!

e.g. 1 million yen
→ 1,000千円 (1,000 K JPY)

A1-5 Budget plan & Other Research Funding

You need to describe **Other Research Funding** as well in the system



研究費の応募・受入等の状況				特別研究員奨励費（特別研究員）	
(1) 応募中の研究費					
研究者氏名	Your Name				
資金制度・研究費名（研究期間・配分機関等名）	研究課題名（研究代表者氏名）	役割	2026年度の研究経費（期間全体の額）	研究内容の相違点及び他の研究費に加えて本応募研究課題に応募する理由等（左記の研究経費を応募するに当たっての所属組織・役職）（科研費の研究代表者の場合は、研究期間全体の受入額）	
<div style="border: 2px solid blue; padding: 10px; text-align: center;"> List of Other Research Fundings (parallel application for FY2026) </div>					
(千円)					
<div style="border: 1px solid blue; padding: 10px;"> Funding Info [Program Name] [Project Title] [Your Role] [Budget for FY2026] [Reason to apply for DC1/DC2 in addition to this] </div>					
(千円)					
(千円)					
(千円)					

— 12 —

(2) 受入予定の研究費				特別研究員奨励費（特別研究員）	
資金制度・研究費名（研究期間・配分機関等名）	研究課題名（研究代表者氏名）	役割	2026年度の研究経費（期間全体の額）	研究内容の相違点及び他の研究費に加えて本応募研究課題に応募する理由等（左記の研究経費を受入れるに当たっての所属組織・役職）（科研費の研究代表者の場合は、研究期間全体の受入額）	
<div style="border: 2px solid green; padding: 10px; text-align: center;"> List of Other Research Fundings (will receive in FY2026) </div>					
(千円)					
<div style="border: 1px solid green; padding: 10px;"> Funding Info [Program Name] [Project Title] [Your Role] [Budget for FY2026] [Reason to apply for DC1/DC2 in addition to this] </div>					
(千円)					
(千円)					
(千円)					

— 13 —

Amount are in **thousands JPY!**

e.g. 1 million yen
→ 1,000千円 (1,000 K JPY)

A1-6 Supervisor's Evaluation Report

Your supervisor evaluates **your strength** and **your area of improvement** using same viewpoints

Instruction to the supervisor - "JSPS's English translation"



<p>評価 Evaluation</p>	<p>Please provide specific descriptions on (1) the Applicant's strengths as researcher, and (2) qualities that you think the Applicant will need to acquire for further growth as researcher.</p> <p><i>*Describe if there are noteworthy matters (including cases where due consideration should be given as childbearing and nursing and other life events have resulted in a temporary decrease in research results).</i></p> <p><i>*Try to eliminate as much <u>unconscious bias</u> as possible when entering the field.</i></p> <p>Regarding the applicant's research work, please take the following viewpoints into consideration and describe the items (1) and (2) concretely.</p> <div data-bbox="800 629 1220 901"> <ol style="list-style-type: none"> 1. Independence 2. Creativity 3. Problem solving skills 4. Expertise level 5. Technical skills 6. Communication skills 7. Presentation skills </div> <div data-bbox="1289 658 2423 861"> <p>✓ Same viewpoints as in [4] Self-Analysis</p> <p>✓ Reviewers will receive 2 analyses of same viewpoints (from applicant & supervisor)</p> </div>
	<p>(1) Applicant's strengths as researcher</p> <p><i>*Include the <u>information that may be particularly helpful in determining the future potentials</u> of the Applicant.</i></p> <p><i>*You can enter up to <u>3,000 single-byte characters</u>.</i></p>
	<p>(2) Qualities that you think the Applicant will need to acquire for further growth as researcher</p> <p><i>*You can enter up to <u>1,000 single-byte characters</u>.</i></p>

E-Registration System (Trial version)

https://www.shinsei.jps.go.jp/topyousei/yousei_taiken/index.html



Appendix 2

Other useful information for DC1/DC2

A2-1 Eligibility for different PhD courses

DC1 will be for **prospective D1* students** starting either in **Oct 2025** or **Apr 2026**

**for 3-year PhD course*

Current Status as of April 2025

	Not Eligible	Eligible for DC1	Eligible for DC2		Not Eligible	
3-year PhD Courses	M1	M2	D1	D2	D3	
5-year PhD Courses	D1	D2	D3	D4	D5	
4-year* PhD Courses		D1	D2	D3	D4	

**Courses for Medical, Dental, Pharmaceutical, and Veterinary Degrees*



A2-2 Fellowships for PhD students (Japanese/non-Japanese)

Students in
ALL
Universities

DC1 (JSPS)
for *prospective PhD students*

DC2 (JSPS)
for *enrolled PhD students*

Students in
Certain
universities

SPRING (76 universities)
次世代研究者挑戦的研究プログラム
for *prospective and enrolled PhD students*

Contact
univ. admin

University Fellowship for Innovation
(47 universities)
科学技術イノベーション創出に向けた大学フェローシップ創設事業
for *prospective and enrolled PhD students*

Contact
univ. admin



A2-3 JSPS Fellowships for Postdocs (Japanese/Non-Japanese)

JSPS provides special fellowships for Non-Japanese postdocs

(PD is for Japanese or Permanent Residents)

Category	Eligibility	Period	Funding Amount Allowance	Research
PD	Japanese citizen or permanent resident within 5 years from PhD	3 years	362K JPY/month	~1.5M JPY/year
JSPS Postdoctoral Fellowships for Research in Japan* (Standard)	Foreign Nationals within 6 years from PhD	12-24 months		

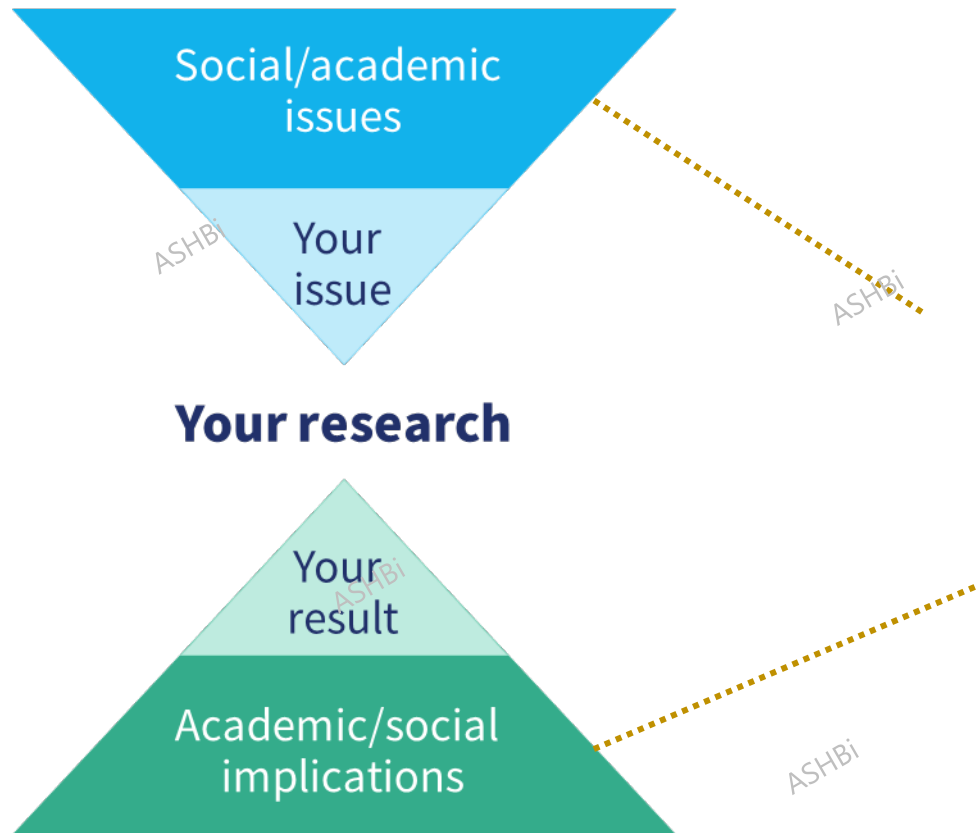
Application Deadline **Apr 25** *(2 chances for standard)*
early-Sep

***Application must be made from host lab (not you)**

For more details, check <https://www.jsps.go.jp/english/e-fellow/application.html>

A2-4 Research story (Double Pyramid Structure)

Method for **communicating your research**
to an **audience from other fields** in an **easy-to-understand manner**



It is important to explain
how your findings contribute to academic progress
and
how they have a significant impact on society
in a double-pyramid (hourglass) format

小川正 2022、他機関への説明資料より一部改変



A2-5 Example of interview comments from past reviewers

A

- **1st page** (Research Positioning) is most important. **Conceptual diagram** is essential.
- Is the Research Plan **logically structured**? What **potential impact** does it have?
- Does the Applicant **contribute to a bright future**?

B

- Does all proposal documents **align together as a consistent story**?
- Is the Research Plan **logical and feasible** (methods, schedule, budget)?
- Does originality claims **supported by evidences & logic**?

C

- Is the Research Theme **connected to a large (understandable) issue**?
- Has the Applicant shown **steady progress** (publications, conference presentations)?
- **Conceptual diagrams & preliminary data** helps to understand in a short time.

D

- Does all proposal documents **align together as a consistent story**?
- Is the Idea **well thought out** to make it his/her own? (not borrowed from the boss?)
- Has the Applicant shown **steady progress** (conference presentations, etc.)?



A2-6 Q&A page provides beneficial information for application

JSPS offers “**Q&A page**” to answer the FAQs of the fellowship applicants

https://www.jsps.go.jp/j-pd/pd_qa.html#u20230714161404

Q&A for application for FY2024 JSPS Research Fellowships for Young Scientists (PD, DC)

1. Eligibility

2. Screening Prospects

3. Fellowship Tenure

4. Financial Support

5. Application Forms

6. Screening Process

1. Eligibility

Q1-1 When applying for a JSPS PD fellowship, why will I only be eligible within a certain number of years after obtaining my PhD?

A1-1 The purpose of this fellowship program is to support young researchers at the initial stage of their careers. Support is focused on young researchers just after they obtain their doctorates. Accordingly, an eligibility requirement is placed on the number of years after obtaining a PhD.

Q1-2 I have ever adopted as a JSPS Research Fellow for Young Scientists. Can I make an application again?

A1-2 A DC-Fellow alumni can apply for a PD fellowship, but is not able to apply for a DC fellowship again. In the same manner, A PD-Fellow alumni cannot apply for a PD fellowship again.

Q1-3 I was adopted as a DC-Fellow at first, but during the fellowship tenure, my program categories of the Fellowship had to be changed to PD-Fellow by obtaining doctoral degree. May I apply for a Research Fellowship as a PD-Fellow?

A1-3 It depends on your type of status of residence in Japan. If you were either a Japanese citizen or a foreigner with permanent residency in Japan, you would be eligible to apply for the Fellowship again. If not, you shouldn't. A person with a doctorate degree who have neither Japanese citizenship nor permanent residency might be able to apply for a JSPS Postdoctoral Fellowship for Foreign Researchers (<https://www.jsps.go.jp/english/e-fellow/index.html>).

Q1-4 I am currently not affiliated with any research institutions. Am I eligible to apply for a Research Fellowship?

A1-4 Yes. As for both PD and DC fellowships, it is necessary to satisfy the eligibility requirements stipulated in the Application Guidelines, as of April 1 when the fellowship tenure starts. So that you can make an application without regard to any affiliations at the time of application. Regarding application procedure, PD and DC2 fellowship applicants are required to submit their application forms and files through their prospective host institutions (the institution at the same time to which the host researcher is affiliated), and as for DC1 applicants, they are required to submit them through the graduate school in Japan they are now attending or attended as master course students. However, as for DC1 applicants who are currently being enrolled or were enrolled in overseas graduate school, it is through the prospective host institution in Japan that they should submit applications.

A2-7 JSPS's request to reviewers upon evaluation

審査委員に求められるもの(審査にあたって特に留意いただきたい点)

- 我が国の学術研究の将来を担う創造性に富んだ研究者の養成・確保という特別研究員制度の趣旨を踏まえ、申請者の研究者としての資質、将来性を重視した審査
- 申請者の業績（論文等）のみに偏った評価とならないよう留意
- 研究者養成の視点からの公正な審査

https://www.jsps.go.jp/j-pd/data/pd_setsumeikai/henkoten.pdf

Rough translation

Expectations to the reviewers (points to pay special attention to)

- Based on the purpose of the fellowship program to foster and secure innovative researchers who will lead the future of academic research in Japan, we request the reviewers to **focus on the quality and the potential** as a researcher.
- We request for an evaluation that is **not biased toward achievements**. (e.g. publications)
- We request for a fair review from the **perspective of fostering researchers**.

**Although publication is not mandatory,
evidences showing your footsteps to this idea are essential**

A2-8 JSPS's notes to preparing the proposal

Following information were given as important notes from JSPS

【研究計画】欄

「研究の位置づけ」の記入にあたっては、自身の研究計画だけでなく、当該分野の状況や課題等の背景、当該研究計画の着想に至った経緯も含めて記入

【研究遂行力の自己分析】欄

- 我が国の学術研究の将来を担う創造性に富んだ研究者の養成・確保という特別研究員制度の趣旨を踏まえ、自身を十分に分析して「研究に関する自身の強み」等を記入
- その際、「研究業績」を記入する場合は、単なる成果物（論文等）の列挙のみとするのではなく、それらも踏まえた自身の強み等を記入

「令和5年度採用分特別研究員 募集・審査に係る主な変更点と留意点」, JSPS

https://www.jsps.go.jp/j-pd/data/pd_setsumeikai/henkoten.pdf

Part 2. Research Plan

Rough translation

Describe the **position of the research** to be conducted as a fellow, including the **background and problems in the research field**, and the **circumstances that led to the idea** of this research plan.

Part 4. Self Evaluation of Research Conductivity

- Based on the purpose of the JSPS Research Fellowship to foster and secure the highly creative researchers who will lead the future academic research in Japan, **analyze yourself thoroughly** when writing "**your research strengths**".
- When writing your "**research achievements**", do not simply list your achievements (publications, etc.), but also **write your strengths using these achievements as evidences**.



Appendix 3

Additional Tips for

Effective Storytelling



A3-1 Details of difference between Academic & Grant Writing

Academic Writing versus Grant Writing: Contrasting Perspectives

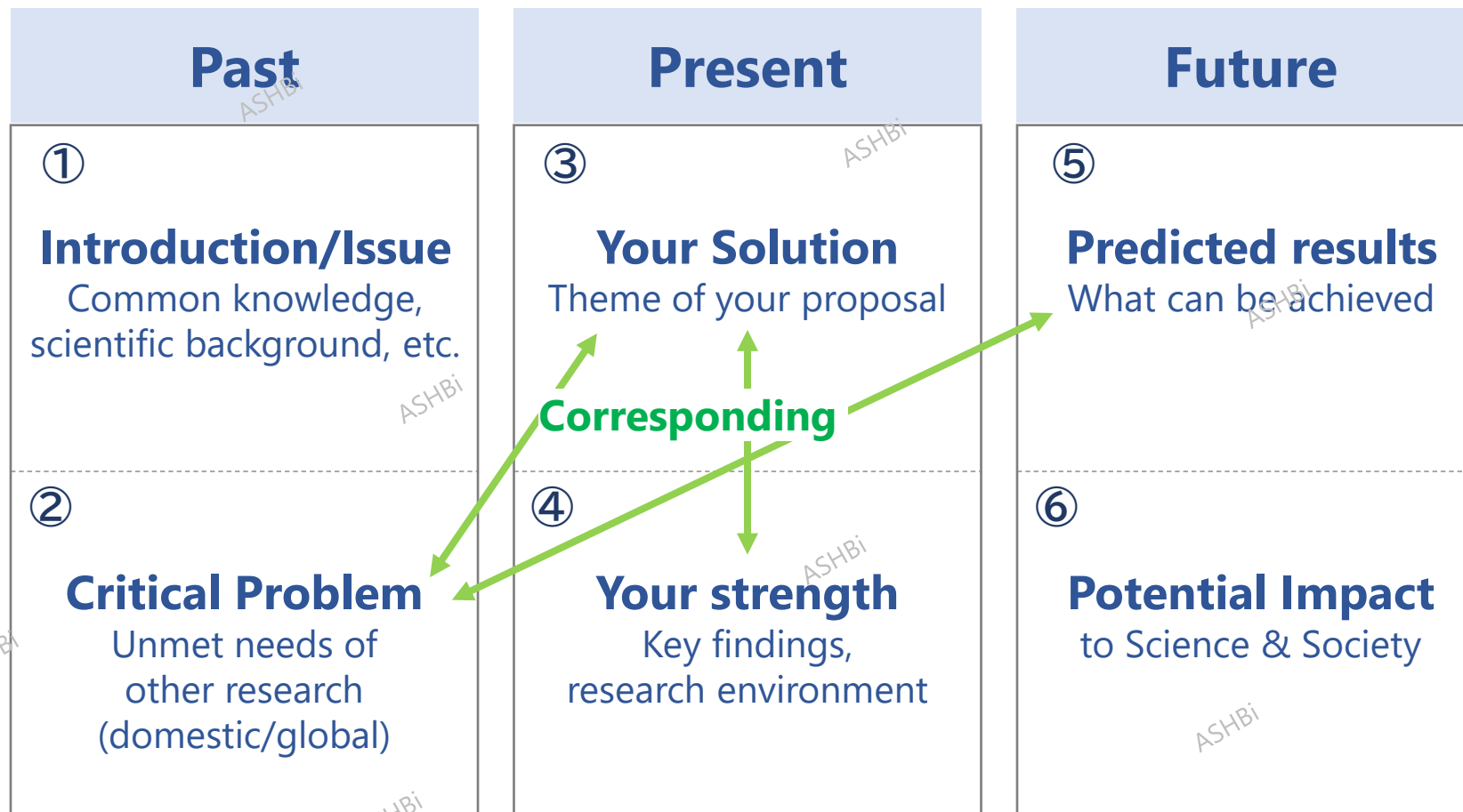
Academic Writing	Grant Writing
Scholarly pursuit: <i>Individual passion</i> Past oriented: <i>Work that has been done</i> Theme-centered: <i>Theory and thesis</i> Expository rhetoric: <i>Explaining to reader</i> Impersonal tone: <i>Objective, dispassionate</i> Individualistic: <i>Primarily a solo activity</i> Few length constraints: <i>Verbosity rewarded</i> Specialized terminology: <i>“Insider jargon”</i>	Sponsor goals: <i>Service attitude</i> Future oriented: <i>Work that should be done</i> Project-centered: <i>Objectives and activities</i> Persuasive rhetoric: <i>“Selling” the reader</i> Personal tone: <i>Conveys excitement</i> Team-focused: <i>Feedback needed</i> Strict length constraints: <i>Brevity rewarded</i> Accessible language: <i>Easily understood</i>

Porter R, “Why Academics Have a Hard Time Writing Good Grant Proposals”,
The Journal of Research Administration, vol 38, 2, 2007



A3-2 Outline framework for constructing your story

Sample of an Outline Framework



Modified from Ono E, "科研費研究計画調書のグラフィックデザイン"
K-CONNEX Seminar, 2017

Check to see if you have **"every component"** in your story

A3-3 Helpful questions for brainstorming



- **Which problem are you going to solve?**
- **Why is this problem important?**
- **How will you do it?**
- **What do you plan to find/achieve?**
- **What potential impact can you provide?**

Modified from "Writing an abstract", Australian National University
<https://www.anu.edu.au/students/academic-skills/research-writing/journal-article-writing/writing-an-abstract>